

This Owner's Manual is provided and hosted by [Appliance Factory Parts](#).



FEDDERS AEU10W7F Owner's Manual

[Shop genuine replacement parts for FEDDERS
AEU10W7F](#)



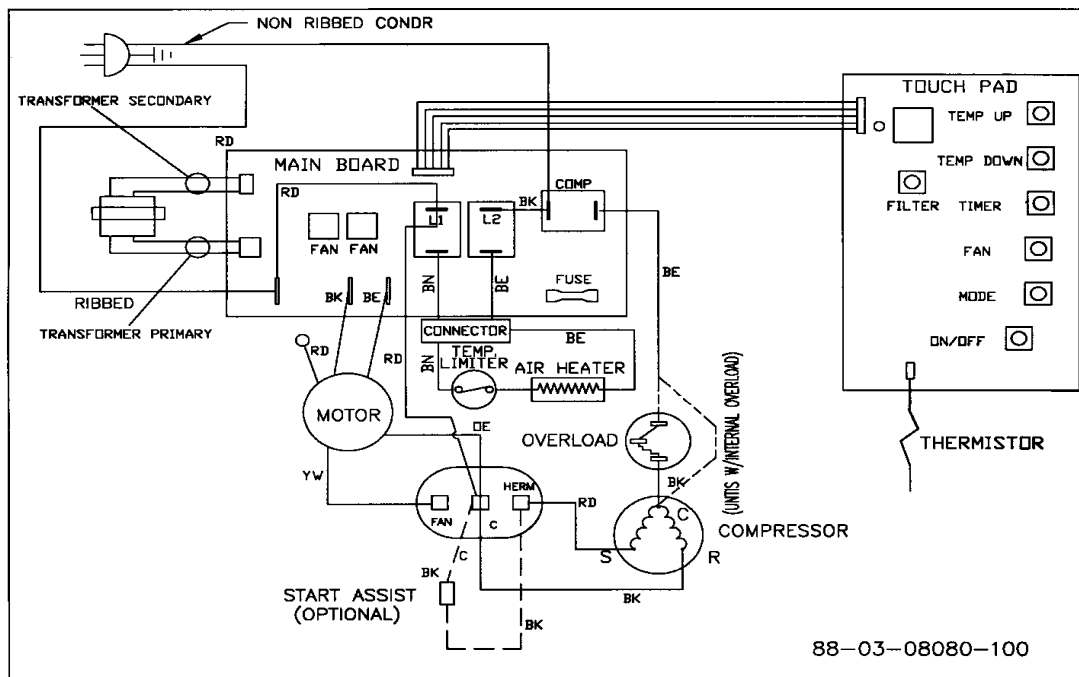
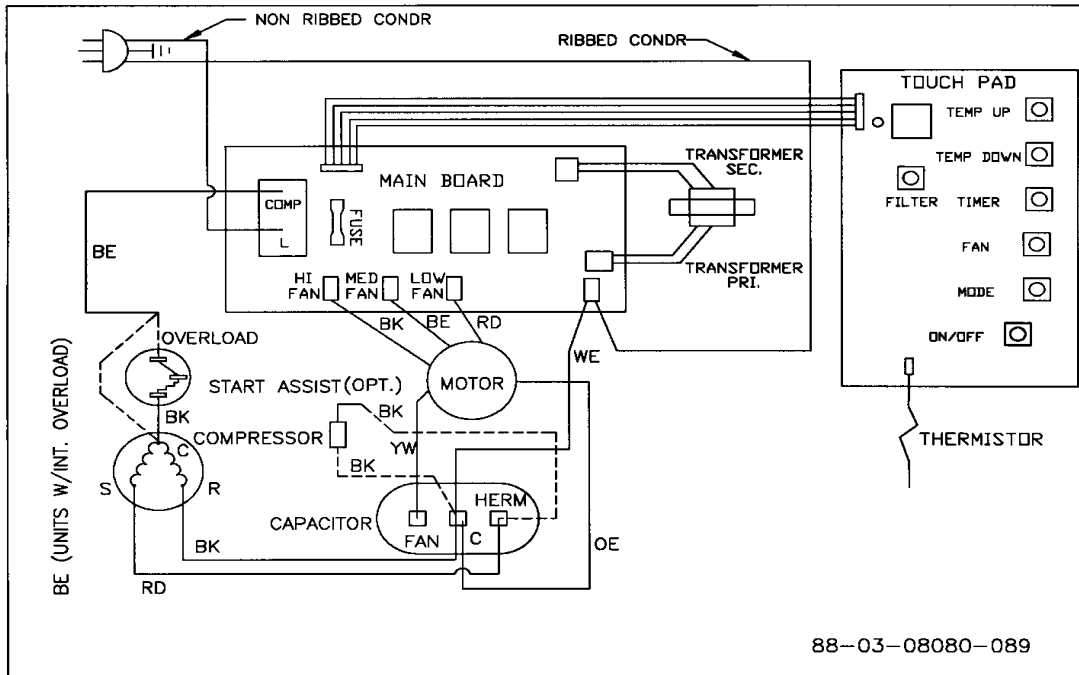
[Find Your FEDDERS Air Conditioner Parts - Select From 1517 Models](#)

----- Manual continues below -----

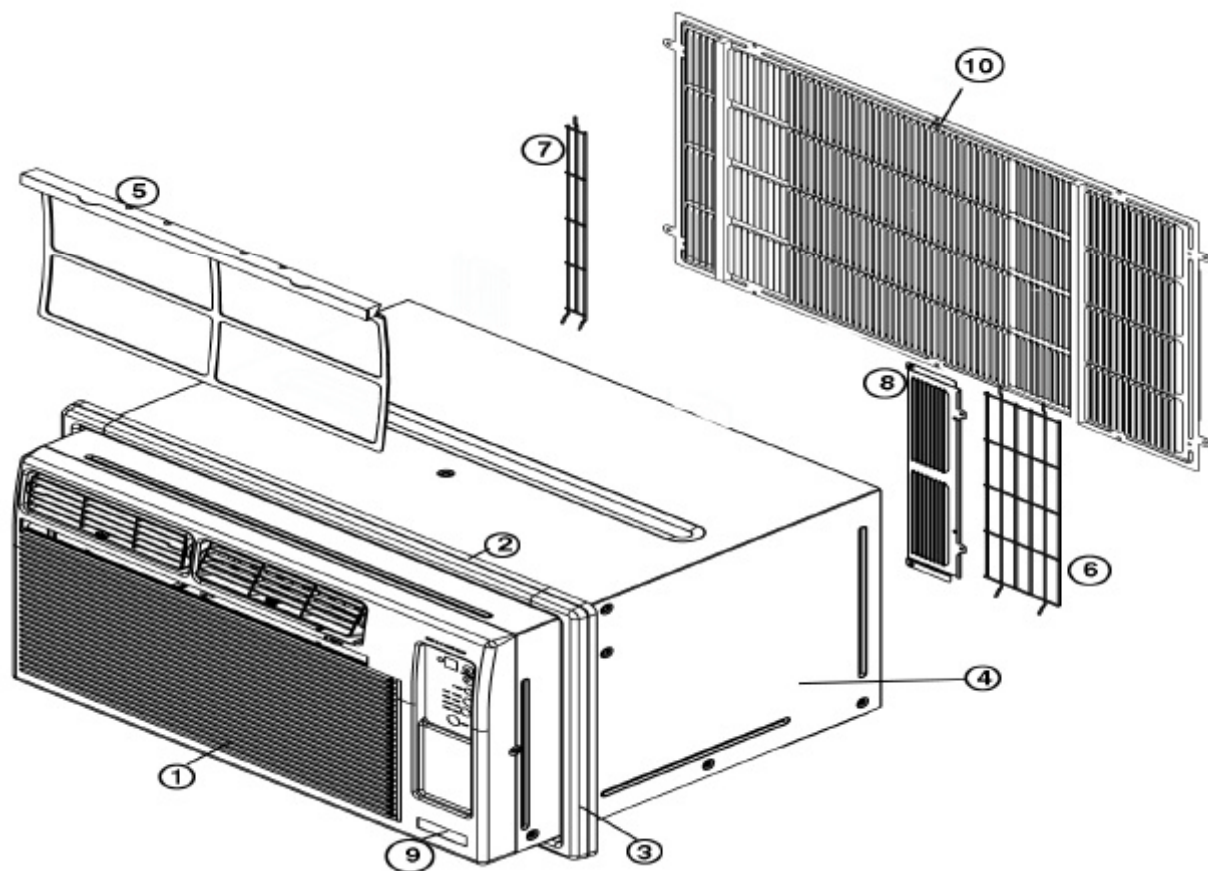
**U CHASSIS
SPECIFICATIONS
FEDDERS**

**ROOM AIR CONDITIONER
SERVICE PARTS LIST
2005**

MODEL	REV	BTUH	VOLTS	AMPS COOL	AMPS HEAT	WATTS COOL	WATTS HEAT	E.E.R.	WIRING DIAGRAM	OZ. OF R22
FEDDERS										
A7U08W2B	A	8000	115	7.7	NA	850	NA	9.4	880380808089	18.50
A7U08W2B	B	8000	115	7.7	NA	850	NA	9.4	880380808089	18.50
A7U08W2B	C	8000	115	7.7	NA	850	NA	9.4	880380808089	18.50
A7U08W2B	D	8000	115	7.7	NA	850	NA	9.4	880380808089	18.50
A6U10W2A	B	10000	115	10.0	NA	1175	NA	8.5	880380808089	19.38
A6U10W2A	C	10000	115	10.0	NA	1175	NA	8.5	880380808089	19.38
A6U10W7A	A	10000	230/208	5.0	NA	1152	NA	8.5	880380808089	21.25
A6U10W7A	B	10000	230/208	5.0	NA	1152	NA	8.5	880380808089	21.25
A6U10W7A	C	10000	230/208	5.0	NA	1152	NA	8.5	880380808089	17.00
A6U10W7A	D	10000	230/208	5.0	NA	1152	NA	8.5	880380808089	17.00
A6U10W7F	A	10000	230/208	5.0	14	1152	2940	8.5	880380808089	21.25
A6U10W7F	B	10000	230/208	5.0	14	1152	2940	8.5	880380808089	21.25
A6U10W7F	C	10000	230/208	5.0	14	1152	2940	8.5	880380808089	17.00
A6U10W7F	D	10000	230/208	5.0	14	1152	2940	8.5	880380808089	17.00
A6U12W2B	A	12000	115	12.0	NA	1352	NA	8.5	880380808089	20.50
A6U12W2B	B	12000	115	12.0	NA	1352	NA	8.5	880380808089	20.50
A6U12W2B	C	12000	115	12.0	NA	1352	NA	8.5	880380808089	20.75
A6U12W2B	D	12000	115	12.0	NA	1352	NA	8.5	880380808089	20.75
A6U12W7B	A	12000	230/208	5.7	NA	1352	NA	8.5	880380808089	22.00
A6U12W7B	B	12000	230/208	5.7	NA	1352	NA	8.5	880380808089	22.00
A6U12W7B	C	12000	230/208	5.7	NA	1352	NA	8.5	880380808089	19.50
A6U12W7B	D	12000	230/208	5.7	NA	1352	NA	8.5	880380808089	19.50
A6U12W7F	A	11500	230/208	5.7	14	1352	2940	8.5	880380808089	22.00
A6U12W7F	B	11500	230/208	5.7	14	1352	2940	8.5	880380808089	22.00
A6U12W7F	C	11500	230/208	5.7	14	1352	2940	8.5	880380808089	19.50
A6U12W7F	D	11500	230/208	5.7	14	1352	2940	8.5	880380808089	19.50
A6U14W7B	A	14000	230/208	7.2	NA	1580	NA	8.5	880380808089	28.00
A6U14W7B	B	14000	230/208	7.2	NA	1580	NA	8.5	880380808089	28.00
SPECIFICATONS: SIZE: 14 1/2" H X 25" W X 20 1/2" D (WALL MODULE CHASSIS)										
SPECIFICATONS: SIZE: 14 1/2" H X 24 2/3" W X 21" D (U CHASSIS)										



ITEM	DESCRIPTION	PART NO.	A B C D B C A B C D A B C D A B C D A B C D A B C D A B																										
			A	B	C	D	B	C	A	B	C	D	A	B	C	D	A	B	C	D	A	B	C	D	A	B	C	D	A
1	DEC FRONT ASM-FEDDERS, ELEC U	114000950001	1	1	1	1	1	1	1	1	1	1	1	1	1	1	1	1	1	1	1	1	1	1	1	1	1	1	1
2	FRAME-TRIM VERTICAL (U CHASSIS)	114000410001	2	2	2	2	2	2	2	2	2	2	2	2	2	2	2	2	2	2	2	2	2	2	2	2	2	2	2
3	FRAME-TRIM HORIZONTAL (U CHASSIS)	114000420001	2	2	2	2	2	2	2	2	2	2	2	2	2	2	2	2	2	2	2	2	2	2	2	2	2	2	2
4	CABINET ASM, INTL WHITE (U CHASSIS)	114000400002	1	1	1	1	1	1	1	1	1	1	1	1	1	1	1	1	1	1	1	1	1	1	1	1	1	1	
5	FILTER-CAMEO ASH GRAYWHITE (U CHASSIS)	114001010001	1	1	1	1	1	1	1	1	1	1	1	1	1	1	1	1	1	1	1	1	1	1	1	1	1	1	
6	GRILLE REAR LH WIRE	114000780001	2	2	2	2	2	2	2	2	2	2	2	2	2	2	2	2	2	2	2	2	2	2	2	2	2	2	
9	LABEL DEC FRONT FEDDERS	881606680001	1	1	1	1	1	1	1	1	1	1	1	1	1	1	1	1	1	1	1	1	1	1	1	1	1	1	
10	GRILLE ASSEMBLY	114000830001	1	1	1	1	1	1	1	1	1	1	1	1	1	1	1	1	1	1	1	1	1	1	1	1	1	1	

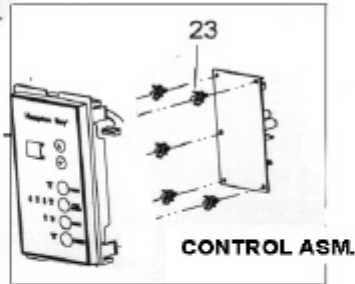


F
E
D
D
E
R
S

DESCRIPTION	PART NUMBER	
CLAM SHELL TOP	131108640001	1
CLAM SHELL BTM	131108650001	1
CARTON-FEDDERS	131108630002	1
INSTRUCTION MANUAL	23230275N011	1

ITEM	DESCRIPTION	PART NO.	A B C D B C A B C D A B C D A B C D A B C D A B C D A B																										
			A	B	C	D	B	C	A	B	C	D	A	B	C	D	A	B	C	D	A	B	C	D	A	B	C	D	A
22	THERMISTOR CLIP	112125420002	1	1	1	1	1	1	1	1	1	1	1	1	1	1	1	1	1	1	1	1	1	1	1	1	1	1	1
23	CONTROL ASSEMBLY AUTO RESTART	114000440007	1	1	1	1	1	1	1	1	1	1	1	1	1	1	1	1	1	1	1	1	1	1	1	1	1	1	1
23	CONTROL ASSEMBLY H/C AUTO RESTART	114000440010	*	*	*	*	*	*	*	*	*	*	*	*	*	*	*	*	*	*	*	*	*	*	*	*	*	*	*
25	TRANSFORMER 115V	112150000001	1	1	1	1	1	1	1	1	1	1	1	1	1	1	1	1	1	1	1	1	1	1	1	1	1	1	
25	TRANSFORMER 230V	112150000002	*	*	*	*	*	1	1	1	1	1	1	1	1	1	1	1	1	1	1	1	1	1	1	1	1	1	
NI	POWER CORD 16/3 15A 250V	112126000004	*	*	*	*	1	*	1	*	1	*	*	*	*	*	*	*	1	1	1	1	*	*	*	*	1	1	
NI	POWER CORD 16/3 20A 250V	112126000005	*	*	*	*	*	*	*	*	*	*	*	1	*	1	*	*	*	*	*	*	*	*	*	1	*	1	
NI	POWER CORD 14/3 125v 15a	112126000007	*	1	*	1	*	1	*	*	*	*	*	*	*	1	*	1	*	*	*	*	*	*	*	*	*	*	
NI	POWER CORD 16/3 15A 250V	112126000504	*	*	*	*	*	1	*	1	*	*	*	*	*	*	*	1	*	1	*	*	*	*	*	1	*	1	
NI	POWER CORD 16/3 20A 250V	112126000505	*	*	*	*	*	*	*	*	*	1	*	1	*	*	*	*	*	*	*	*	1	*	1	*	*	*	
NI	POWER CORD 12/3 20A 250V	112126000507	1	*	1	*	1	*	*	*	*	*	*	1	*	1	*	*	*	*	*	1	*	1	*	*	*	*	
NI	STRAIN RELIEF CLAMP	111500920002	1	1	1	1	1	1	*	*	*	*	1	*	1	1	1	1	1	1	*	*	*	*	1	*	1	*	
NI	STRAIN RELIEF CLAMP	111400660002	*	*	*	*	*	*	1	*	1	*	*	*	*	*	*	*	1	*	1	*	*	*	*	1	*	1	
NI	STRAIN RELIEF CLAMP	112126220001	*	*	*	*	*	1	*	1	*	1	*	1	*	1	*	1	*	1	*	1	*	1	*	1	*	1	
NI	REMOTE FEDDERS	112150010006	1	1	1	1	1	1	1	1	1	1	1	1	1	1	1	1	1	1	1	1	1	1	1	1	1	1	
NI	CAPACITOR 30/6/370	160500710130	*	*	*	*	*	*	*	*	*	*	*	*	*	*	*	*	*	*	*	*	*	*	*	*	*	1	
NI	CAPACITOR 35/6/370	160500710133	*	*	1	*	*	*	*	*	*	*	*	*	*	*	*	*	*	*	*	*	*	*	*	*	*	*	
NI	CAPACITOR 40/6/370	160500710164	*	*	*	1	1	*	*	*	*	*	*	*	1	1	*	*	*	*	*	*	*	*	*	*	*	*	
NI	CAPACITOR 30/3/370	160500710179	*	*	*	*	*	1	1	1	1	1	1	1	1	*	*	*	*	1	1	*	*	1	1	*	*		
NI	CAPACITOR 25/3/440	160500710180	*	*	*	*	*	*	*	*	*	*	*	*	*	*	*	*	*	1	1	*	*	*	*	*	*	*	
NI	CAPACITOR 50/6/370	160500710183	*	*	*	*	*	*	*	*	*	*	*	*	*	*	*	*	1	1	*	*	*	*	*	*	*	*	
NI	CAPACITOR 40/6/250	160500710195	1	1	*	*	*	*	*	*	*	*	*	*	*	*	*	*	*	*	*	*	*	*	*	*	*	*	

ELECTRONIC CONTROL MODEL ITEMS



A	A	A	A	A	A	A	A	A	A	A	A	A	A	A	A	A	A	A	A	A	A	A	A	A	A	A	A	A	
7	7	7	7	6	6	6	6	6	6	6	6	E	E	E	E	6	6	6	6	6	6	6	U	U	U	U	U	U	U
0	0	0	0	1	1	1	1	1	1	1	1	1	1	1	1	1	1	1	1	1	1	1	1	1	1	1	1	1	1
8	8	8	8	0	0	0	0	0	0	0	0	0	0	0	2	2	2	2	2	2	2	2	2	2	2	2	2	2	2
W	W	W	W	W	W	W	W	W	W	W	W	W	W	W	W	W	W	W	W	W	W	W	W	W	W	W	W	W	W
2	2	2	2	2	2	2	2	2	2	2	2	7	7	7	7	2	2	2	2	2	2	2	2	2	2	2	2	2	2
B	B	B	B	A	A	A	A	A	A	A	A	F	F	F	F	B	B	B	B	B	B	B	F	F	F	F	F	F	B

ITEM	DESCRIPTION	PART NO.	A	B	C	D	B	C	A	B	C	D	A	B	C	D	A	B	C	D	A	B	C	D	A	B	C	D	A	B	
1	FAN	113900420001	1	1	1	1	1	1	1	1	1	1	1	1	1	1	1	1	1	1	1	1	1	1	1	1	1	1	1	1	
2	SHROUD-CONDENSER	114000600001	1	1	1	1	*	*	*	*	*	*	*	*	*	*	*	*	*	*	*	*	*	*	*	*	*	*	*	*	
2	SHROUD-CONDENSER	114000600002	*	*	*	*	*	*	*	*	*	*	*	*	*	1	1	1	1	1	1	1	1	1	1	1	1	1	1	*	
2	SHROUD-CONDENSER	114000600003	*	*	*	*	1	1	1	1	1	1	1	1	*	*	*	*	*	*	*	*	*	*	*	*	*	*	1	1	
3	MOTOR-FAN, 115 VOLT	114090000003	1	1	1	1	1	1	*	*	*	*	*	*	*	*	1	1	1	1	*	*	*	*	*	*	*	*	*		
3	MOTOR-FAN, 230 VOLT	114090000004	*	*	*	*	*	*	1	1	1	1	1	1	*	*	*	*	*	1	1	1	1	1	1	1	1	1	*		
3	MOTOR-FAN, 230 VOLT	114090000005	*	*	*	*	*	*	*	*	*	*	*	*	*	*	*	*	*	*	*	*	*	*	*	*	*	*	*	1	1
4	PLATE-MOTOR MOUNTING	114000160001	1	1	1	1	1	1	1	1	1	1	1	1	1	1	1	1	1	1	1	1	1	1	1	1	1	1	1	1	
5	BULKHEAD-W/M	114000050001	1	1	1	1	1	1	1	1	1	1	1	1	1	1	1	1	1	1	1	1	1	1	1	1	1	1	1	1	
6	HOUSING-BLOWER	114000080001	1	1	1	1	1	1	1	1	1	1	1	1	1	1	1	1	1	1	1	1	1	1	1	1	1	1	1	1	
7	WHEEL-BLOWER,7.96 x 3.5	113900040001	1	1	1	1	1	1	1	1	1	1	*	*	*	1	1	1	1	1	1	1	1	1	1	1	*	*	1	1	
7	WHEEL-BLOWER,H/C	113900040002	*	*	*	*	*	*	*	*	*	*	1	1	1	1	*	*	*	*	*	*	*	*	1	1	1	1	*	*	
10	VENTURI INSERT	114000090002	1	1	1	1	1	1	1	1	1	1	1	1	1	1	1	1	1	1	1	1	1	1	1	1	1	1	1	1	
8	VENTURI- COOL	114000040001	1	1	1	1	1	1	1	1	1	1	*	*	*	1	1	1	1	1	1	1	1	1	1	1	1	1	1	1	
8	VENTURI- H/C	114000040002	*	*	*	*	*	*	*	*	*	*	1	1	1	1	*	*	*	*	*	*	*	*	1	1	1	1	*	*	
11	HEATER 3.5KW 230V	113900380008	*	*	*	*	*	*	*	*	*	*	1	1	1	1	*	*	*	*	*	*	*	1	1	1	1	*	*		
9	DOOR-VENT	114000100001	1	1	1	1	1	1	1	1	1	1	1	1	1	1	1	1	1	1	1	1	1	1	1	1	1	1	1	1	
NI	CLAMP	113900800001	2	2	2	2	2	2	2	2	2	2	2	2	2	2	2	2	2	2	2	2	2	2	2	2	2	2	2	2	

