

This Owner's Manual is provided and hosted by [Appliance Factory Parts](#).



BROAN QTX110 HL Owner's Manual

[Shop genuine replacement parts for BROAN QTX110
HL](#)



[Find Your BROAN HVAC Parts - Select From 1309 Models](#)

----- Manual continues below -----

BROAN®

QTX SERIES HEATER / FAN / LIGHT NIGHT LIGHT

READ AND SAVE THIS

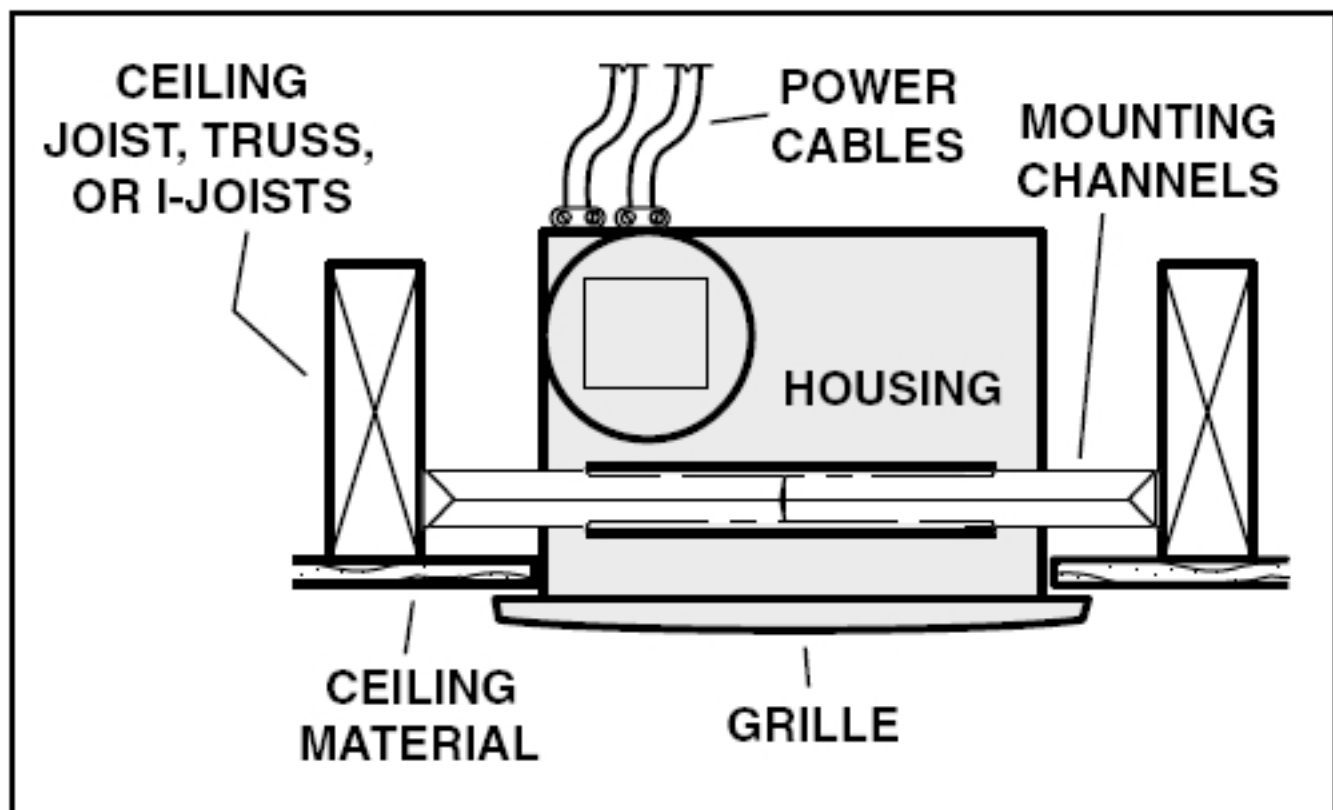
WARNING  

TO REDUCE THE RISK OF FIRE, ELECTRIC SHOCK, OR INJURY TO PERSONS, OBSERVE THE FOLLOWING:

1. Use this unit only in the manner intended by the manufacturer. If you have questions, contact the manufacturer at the address or telephone number listed in the warranty.
2. Before servicing or cleaning unit, switch power off at service panel and lock the service disconnecting means to prevent power from being switched on accidentally. When the service disconnecting means cannot be locked, securely fasten a prominent warning device, such as a tag, to the service panel.
3. Installation work and electrical wiring must be done by a qualified person(s) in accordance with all applicable codes and standards, including fire-rated construction codes and standards.
4. Sufficient air is needed for proper combustion and exhausting of gases through the flue (chimney) of fuel burning equipment to prevent backdrafting. Follow the heating equipment manufacturer's guideline and safety standards such as those

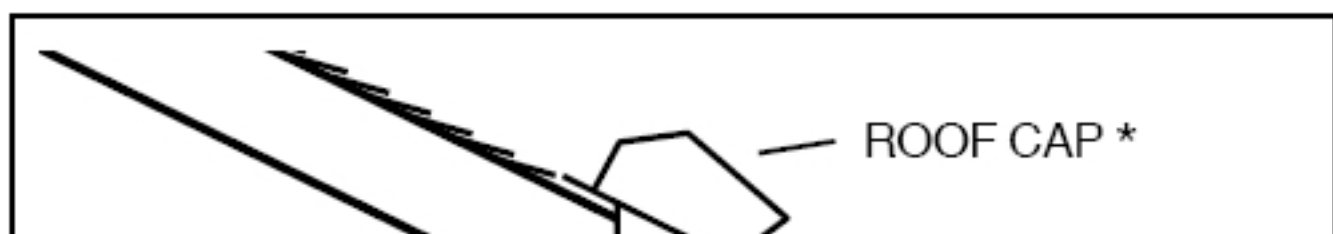


TYPICAL INSTALLATION



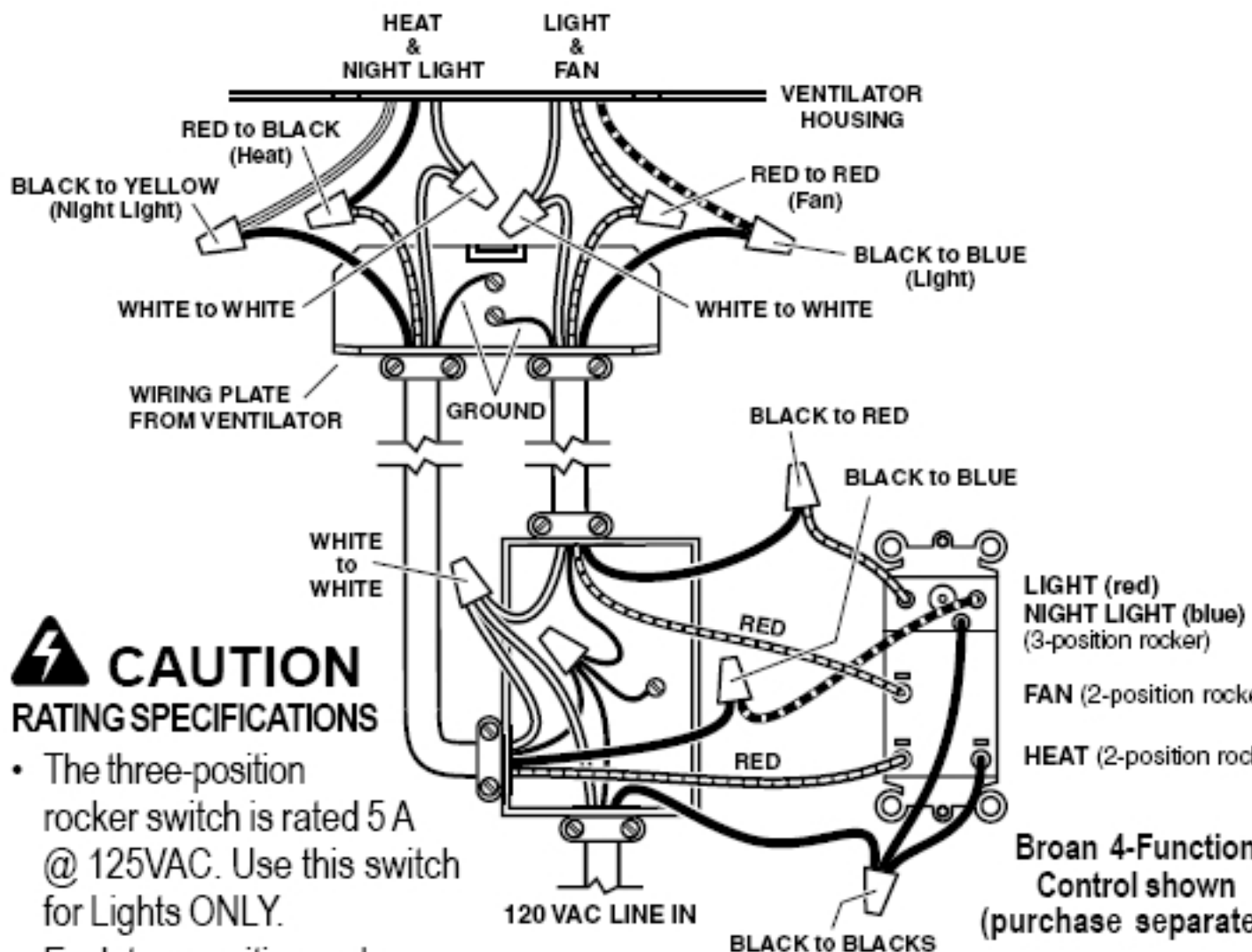
*Housing mounted directly to joists, trusses, or I-joists.
Up to 24-inches on-center.*

PLAN THE INSTALLATION



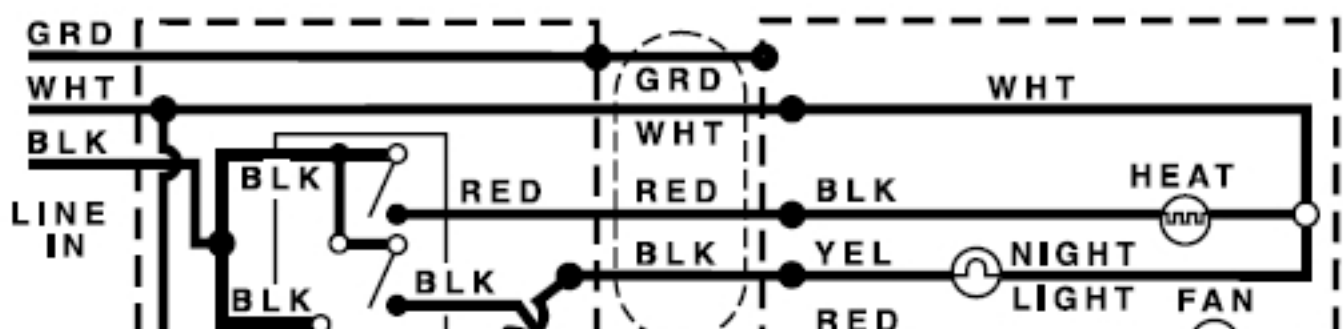


CONNECT WIRING



CAUTION RATING SPECIFICATIONS

- The three-position rocker switch is rated 5 A @ 125VAC. Use this switch for Lights ONLY.
- Each two-position rocker switch is rated 15 A @ 120VAC. Use these switches for Heat and Vent.
- The total load on this control must not exceed 20 A @ 120VAC.





SERVICE PARTS

Key No.	Part No.	Description
1	97016470	Housing
2	98007763	Slide Channel (2 req.)
3	98003036	Support Angle (4 req.)
4	97016450	Duct Connector
5	99170245	Screw #8-18 X .375 (8 req.)
6	93260454	Nut, Sheet Metal #8-18 (Partition) (2 req.)
7	99260512	Nut, Sheet Metal #8-18 (Grille) (3 req.)
8	98010091	Cover/KO Panel
9	99150471	Screw, Ground (2 req.)
10	97016563	Wire Panel/Harness Assembly
11	98010090	Wire Compartment
12	98010089	Mounting Bracket-Heater
13	99150415	Screw #8-18 X .250 (4 req.)
14	99260488	Nut, Hex #10-24 (5 req.)
15	97016564	Heater Scroll
16	99020283	Wheel-Heater
17	99260423	Nut, Hex #8-32 (4 req.)
18	98010088	Motor Mount
19	99080558	Motor-Heater
20	97016565	Heating Element (includes Key No. 7)
	97016566	Heater Scroll Assembly (includes Key Nos. 12 thru 20)
21	99020284	Wheel-Fan