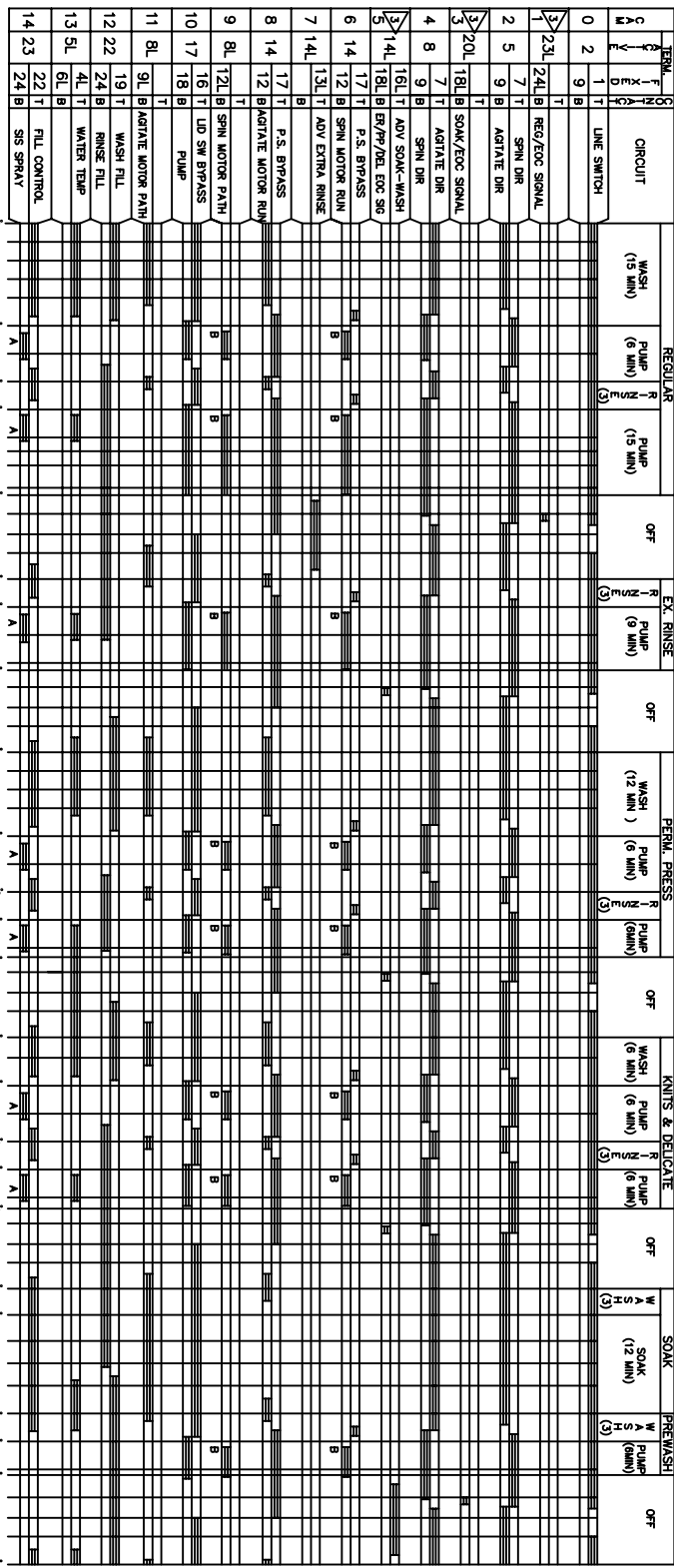
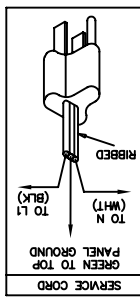


CAUTION: DISCONNECT ELECTRIC CURRENT BEFORE SERVICING



CAUTION: DISCONNECT ELECTRIC CURRENT BEFORE SERVICING

WIRING DIAGRAM PART NO. 134755600



OPTION SWITCH

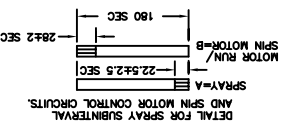
POSITION	2-4	1-5	1-3
EXTRA RINSE	X		
EX RINSE/EQC SIG	X	X	X
EQC SIGNAL		X	X

X=CLOSED

TEMPERATURE SWITCH CIRCUIT

WASH/RINSE	F-H	FF-H	FF-C	F-D
R H/C	X			X
W/C		X		
C/C		X		
W/W		X		

H=HOT R=REGULATED W=WARM



SPEED SWITCH CIRCUIT

AIGT/SPIN	2-5	2-7	4-7	4-5
N/N	X			X
N/S		X		
S/N (OPT)			X	
S/S		X		X

N=NORMAL S=SLOW X=CLOSED

WIRING CODES

- ⊙ PLUG IN TIMER TERMINAL
- ⊗ QUICK DISCONNECT TERMINAL
- SCREW TERMINAL
- ⊕ CONNECTION
- ⊖ NO CONNECTION
- ⊛ MOTOR SWITCH
- ⊚ SPURCE
- ⊚ MOTOR PROTECTOR
- ⊚ CHASSIS (CABINET) GROUND

