

This Owner's Manual is provided and hosted by [Appliance Factory Parts](#).



LG LS186HE-CE Owner's Manual

[Shop genuine replacement parts for LG LS186HE-CE](#)




[Find Your LG Air Conditioner Parts - Select From 2328 Models](#)

----- Manual continues below -----

DEFINING COMMON ERROR CODES

Standard Wall-Mounted Non-Inverter Single Zone Systems
 LS186HE/CE Systems (LSN186HE/CE Indoor Units / LSU186HE/CE Outdoor Units)

LSN186HE/CE Indoor Units




Location of light-emitting diode (LED) display

Error Code	Description	No. of Times Indoor Unit LED Blinks
1	Indoor unit thermistor is disconnected or is shorted out.	1X
2	Outdoor unit thermistor is disconnected or is shorted out.	2X
5	Communication failure from indoor unit to outdoor unit.	5X
9	Indoor unit electrically erasable programmable read-only memory (EEPROM) error.	9X

LSU186HE/CE Outdoor Units



Location of PCB LED: To access outdoor unit PCB LED, remove cover, and then remove lid to PCB box.



LED1

Random blinking of LED1 indicates normal communication between the outdoor unit PCB and the indoor unit PCB.

Standard Wall-Mounted Non-Inverter Single Zone Systems LS186HE/CE Systems (LSN186HE/CE Indoor Units / LSU186HE/CE Outdoor Units)


Test Mode Operation

LG non-inverter systems include a test mode that can be initiated by pressing the test key (button) on the outdoor unit PCB. Test mode can be used to verify individual component operation at any time. See table below for list of outdoor unit components tested. If system is functioning properly, the components will operate normally. If there are system errors, the components will not function.

Sequence of Test Steps (Consecutive Button Pushes)	Outdoor Unit Component Tested	Indoor Unit Operation
First	Initializes test button mode. Units do not operate.	
Second	Compressor and condenser fan.	Runs in Super High Fan Speed mode.
Third	Reversing valve (verify using line voltage at connector terminal). Red LED on PCB blinks.	Runs in High Fan Speed mode.
Fourth	Condenser fan, reversing valve, and crankcase heater. Green LED on PCB blinks.	Run in Medium Fan Speed mode.
Fifth	N/A	Runs in Low Fan Speed mode.
Sixth	Red and green LEDs blink.	Runs in Super High Fan Speed mode.
Seventh	Resets for normal operation. Units will start after three (3) minutes.	

⚠ Note:

- Resetting the power will terminate test button mode.
- Test button mode will self-terminate after 17 minutes of inactivity. System will then resume normal operation.



Refer to Service Manuals posted on www.lg-dfs.com to troubleshoot individual error codes.