

# NAPOLEON

OUTDOOR GAS FIREPLACES | GAS PATIOFLAME® | PATIOFLAME® TABLES



[napoleonproducts.com](http://napoleonproducts.com)



## Designed to take the stress out of everyday life.

|  |         |
|--|---------|
| Galaxy™ - GSS48 & GSS48ST.....             | 4 - 5   |
| Riverside™ 42 Clean Face - GSS42CF .....   | 6 - 7   |
| Riverside™ 36 - GSS36CF .....              | 8 - 9   |
| Riverside Torch™ - GSST8 .....             | 10 - 11 |
| Linear Patioflame® - GPFL48MHP .....       | 12 - 13 |
| Patioflame® - GPF & GPFG .....             | 14 - 15 |
| Kensington Series Patioflame® Tables.....  | 16 - 17 |
| St. Tropez Series Patioflame® Tables ..... | 18 - 19 |
| Hamptons Series Patioflame® Tables .....   | 20 - 21 |
| Victorian Patioflame® Tables .....         | 22 - 23 |
| Muskoka Series Patioflame® Tables.....     | 24 - 25 |
| Built-in Burner Kits .....                 | 26 - 27 |



The St. Tropez Square Patioflame® Tables



## FIND YOUR HAPPY (fire)PLACE.

Throughout the ages, people have gathered around fires to share in life's greatest joys.

There's just something about the glow of flickering flames that makes special moments feel even warmer.

Napoleon fireplaces and Patioflames® are uniquely designed to brighten the vibe of your home. Napoleon has an incredible range of designer options to fit any vision.

A fire not only raises the warmth and ambiance, it can raise the value of your home. A fireplace offers some of the highest returns of any remodeling project, and that should make you feel good all over.

So that you can keep enjoying the positive glow for years and years and years to come, every Napoleon fireplace is backed by the President's Limited Lifetime Warranty.



Napoleon's Hot Spots Research Study delivers insights on key areas of the home. In particular, how to help you add relaxation, social interaction and functionality to rooms to enhance your memorable moments.

Throughout this brochure we will share some of our insights with you.

For more inspiration visit [napoleonfireplaces.com/inspiration](http://napoleonfireplaces.com/inspiration)



We are proud to be recognized as one of Canada's Best Managed Companies and are dedicated to providing quality, home comfort products for over 40 years and counting.

# Galaxy™

## Out of this World

Napoleon's Galaxy™ outdoor linear gas fireplace is constructed of weather resistant brushed stainless steel for maximum outdoor durability and is available in single sided (GSS48) and See Thru (GSS48ST) models. The galaxy features an "easy start" ignitor, a glass wind deflector (two included with See Thru unit) to ensure operation in windy conditions as well as a safety valve that turns the gas supply off if the flame goes out. With all these this outdoor linear gas fireplace is the perfect addition to any backyard oasis.

### Galaxy™ - GSS48

55,000 BTU's

16 1/2"h x 47 1/2"w x 17 5/8"d

Natural gas or propane

### Galaxy™ See-Thru - GSS48ST

55,000 BTU's

16 1/2"h x 47 1/2"w x 21 1/8"d

Natural gas or propane

## Options & Accessories



Fireplace Cover  
Brushed Stainless Steel  
(optional)



Driftwood Media Kit  
(log set and six river rocks included)  
(optional)



Four-Sided Trim Kit  
Brushed Stainless Steel Finish  
(optional)



LED Light Strip & Glass Wind Deflector(s)  
LED lights transition through an array of colors based on an RGB color spectrum accenting the glass wind deflector (two with two-sided unit) (included)



The Galaxy™ shown in a custom built-in stainless steel application



Outdoor Fireplaces represent one of the strongest desires among respondents for their next home.





The Galaxy™ See Thru shown with optional four-sided trim kit and accent light set on blue



Optional Glass Media Kits  
Blue, Amber, Black, Red, Clear and Topaz (included)



Optional River Rock Media Kits  
Multi-Colored or Grey Finishes

| Model   | Dimensions |             |          | Glass Type | Ember Bed   | Controls                         | Ignition     | Warranty  |
|---------|------------|-------------|----------|------------|-------------|----------------------------------|--------------|-----------|
|         | Height     | Front Width | Depth    |            |             |                                  |              |           |
| GSS48   | 16 1/2"    | 47 1/2"     | 17 5/16" | Tempered   | CRYSTALINE™ | On/Off, High/Low & Accent Lights | "Easy Start" | Five Year |
| GSS48ST | 16 1/2"    | 47 1/2"     | 21 1/8"  | Tempered   | CRYSTALINE™ | On/Off, High/Low & Accent Lights | "Easy Start" | Five Year |

Consult your owner's manual for complete and up-to-date measurements and installation instructions for proper clearances to combustible materials.

# Riverside™ 42 Clean Face

Warm and Welcoming

Create a breathtaking focal point in your backyard with this outdoor gas fireplace. Napoleon's Riverside™ 42 Clean Face fireplace is weather resistant due to its 100% stainless steel construction for maximum durability. Featuring Napoleon's exclusive PHAZER® log set and stainless steel clean face surround, you are bound to enjoy an unobstructed view of the beautiful flames. Let your imagination flow with endless possibilities - no venting or chimney requirements means installation is simple and easy.

Riverside™ 42 Clean Face - GSS42CF

Up to 65,000 BTU's

Flame/heat adjustment

35 5/8"h x 46 1 1/4"w x 23"d

Natural gas or propane

## Options & Accessories



Seasonal Protective Cover  
(Optional)



PHAZER® log set and embers  
(Included)



Remote Control  
F45 - On/Off  
(Optional)



The Riverside™ 42 Clean Face shown with decorative sandstone brick panels



Exposing home buyers to great outdoor designs increases desire for a fireplace by **577%** according to Napoleon's Hot Spots Research Study.





The Riverside™ 42 Clean Face



Optional Decorative Sandstone Brick

| Model   | Dimensions |             |         | Glass Type | Log Set | Controls   | Ignition    | Warranty  |
|---------|------------|-------------|---------|------------|---------|------------|-------------|-----------|
|         | Height     | Front Width | Depth   |            |         |            |             |           |
| GSS42CF | 35 3/4"    | 46 5/8"     | 21 1/8" | Tempered   | PHAZER™ | Flame/Heat | Push Button | Five Year |

Consult your owner's manual for complete and up-to-date measurements and installation instructions for proper clearances to combustible materials.

# Riverside™ 36 Clean Face

## Light My Fire

Napoleon's new Riverside™ 36 Clean Face is a beautiful and modern outdoor gas fireplace. Designed with 100% high quality stainless steel construction, the Riverside™ 36 Clean Face is tough enough to withstand the harshest outdoor environments. Unique to the outdoor fireplace category, this fireplace can be burned and enjoyed with the optional door kit closed. Boasting not one, but two impressive premium log set designs - your choice of Birch or Oak, you are sure to fall in love with your new outdoor gas fireplace. Tell your kitchen to move aside, your backyard is about to become your new social gathering hot spot for family and friends.

Riverside™ 36 Clean Face- GSS36CF

Up to 40,000 BTU's

Flame/heat adjustment

35 5/8" h x 42" w x 20 3/8" d

Natural gas or propane



The Riverside™ 36 shown with Westminster Grey decorative brick panels.



## Options & Accessories



Birch Log Set



Oak Log Set



Stainless Steel Seasonal Cover  
(optional)



Stainless Steel Traditional  
Door Kit  
(optional)



Stainless Steel Safety Screen  
(optional)



Remote Control  
F45 - On/Off  
(optional)






The Riverside™ 36 shown with stainless steel safety screen and Old Town Red™ decorative brick panels.



Optional Westminister Grey  
Decorative Brick Panels



Optional Old Town Red™  
Decorative Brick Panels

| Model   | Dimensions |             |          | Glass Type           | Log Set | Controls   | Ignition    | Warranty  |
|---------|------------|-------------|----------|----------------------|---------|------------|-------------|-----------|
|         | Height     | Front Width | Depth    |                      |         |            |             |           |
| GSS36CF | 39 9/16"   | 42"         | 20 3/16" | Tempered on Door Kit | PHAZER™ | Flame/Heat | Push Button | Five Year |

Consult your owner's manual for complete and up-to-date measurements and installation instructions for proper clearances to combustible materials.

# Riverside Torch®

## Cutting Edge Slim Design

The Riverside Torch® Features a cutting edge slim design, towering single flame, MIRRO-FLAME™ Porcelain Reflective Radiant Panels and fuel saving electronic ignition that make this outdoor fireplace perfect for residential or commercial installations. Constructed from durable stainless steel, powder coated and porcelain materials that stand up to the toughest outdoor environments. The ideal accent piece for entrance ways, gardens, patios and outdoor rooms.

Riverside Torch® - GSST8  
 6,000 BTU's  
 49 1/16"h x 15"w x 7 7/16"d  
 Natural gas or propane



The Riverside Torch® flame pattern



### Options & Accessories




Frame & Cabinet  
 Brushed Stainless Steel  
 (included)




Upper/Lower Accent Lights  
 Four Lights Included  
 (optional)



Convenient On/Off and Accent  
 Light Switches  
 (included)



The Riverside Torch<sup>®</sup> shown with standard brushed stainless steel frame and cabinet



MIRRO-FLAME<sup>®</sup> Porcelain Reflective Radiant Panels (included)

| Model | Dimensions |             |         | Glass Type | Controls               | Ignition   | Warranty  |
|-------|------------|-------------|---------|------------|------------------------|------------|-----------|
|       | Height     | Front Width | Depth   |            |                        |            |           |
| GSST8 | 49 11/16"  | 15"         | 7 9/16" | Tempered   | On/Off & Accent Lights | Electronic | Five Year |

Consult your owner's manual for complete and up-to-date measurements and installation instructions for proper clearances to combustible materials.

# Linear Patioflame®

## Ribbon of Fire

The Linear Patioflame® comes complete with a Hammertone pewter powder coated cabinet and exclusive Topaz CRYSTALINE™ ember bed. The convenient piano hinged door allows easy access to the control panel and features a safety valve that turns off the gas if the flame goes out. The burner, burner chassis and convenient cover plate, complete with handle, are made from durable weather resistant brushed stainless steel. A truly unique outdoor fire pit with a slim, sleek modern design, adding to the excitement of outdoor living.

Linear Patioflame® - GPFL48MHP

60,000 BTU's

11 7/8" h x 51 7/8" w x 17 7/8" d

Natural gas or propane



The Linear Patioflame® shown with standard Topaz CRYSTALINE™ ember bed and windscreen

## Options & Accessories



Brushed Stainless Steel Cover\*  
and Hammertone Pewter Cabinet  
(included)



Glass Wind Deflector  
(optional)

\* Cover is not for use with optional rock media kits.





The Linear Patioflame® shown with standard Topaz CRYSTALINE® ember bed



Optional Glass Media Kits  
Blue, Amber, Black, Red, Clear, Topaz (included)



Optional River Rock Media Kits  
Multi-Colored or Grey Finishes

| Model     | Dimensions |             |         | Ember Bed   | Controls            | Ignition     | Warranty  |
|-----------|------------|-------------|---------|-------------|---------------------|--------------|-----------|
|           | Height     | Front Width | Depth   |             |                     |              |           |
| GPFL48MHP | 11 7/8"    | 51 7/8"     | 17 7/8" | CRYSTALINE® | On/Off,<br>High/Low | "Easy Start" | Five Year |

Consult your owner's manual for complete and up-to-date measurements and installation instructions for proper clearances to combustible materials.

# Patioflame® & Patioflame® Glass

## Flickering Glow

There is nothing more enjoyable than spending time outdoors with family and friends. The Patioflame® & Patioflame® Glass allows you to extend your outdoor season whether it be at the cottage, camping or in your backyard. The burner is constructed from all stainless steel for maximum outdoor durability and weather resistance. The Patioflame® & Patioflame® Glass easily installs anywhere and keeps the outdoor chill away while friends and family gather well into the evening. Perfect for use on wooden decks, stone or brick patios and concrete.

Patioflame® Logs - GPF  
60,000 BTU's  
18"h (to logs) x 20" diameter  
Natural gas or propane

Patioflame® Glass - GPFG  
60,000 BTU's  
4 ¾"h x 20" diameter  
Natural gas or propane



The Gas Patioflame® shown with GLOCAST® Log Set (GPF) and optional safety screen

## Options & Accessories



Safety Screen  
(optional)



Cover  
(optional)



Table and Black Granite Top  
(optional)





The Gas Patioflame® shown with Topaz CRYSTALINE™ Ember Bed (GPFG)



Optional Glass Media Kits  
Blue, Amber, Black, Red, Clear, Topaz (included with GPFG)



Optional River Rock Media Kits  
Multi-Colored or Grey Finishes

| Name              | Model | Dimensions |          | Ember Bed        | Controls | Warranty  |
|-------------------|-------|------------|----------|------------------|----------|-----------|
|                   |       | Height     | Length   |                  |          |           |
| Patioflame®       | GPF   | 18"        | 20" dia. | GLOCAST® Log Set | On/Off   | Five Year |
| Patioflame® Glass | GPFG  | 4 3/4"     | 20" dia. | CRYSTALINE®      | On/Off   | Five Year |

Consult your owner's manual for complete and up-to-date measurements and installation instructions for proper clearances to combustible materials.

# Kensington Patioflame® Table Series

Imperial luxury

Gather around with your family and friends beside the warm radiant heat of Napoleon's Kensington outdoor gas Patioflame® table series. The Kensington Series is constructed of hand-crafted cast aluminum for lightweight mobility and corrosion resistance. The rustic bronze finish and ornate details provide a feeling of imperial luxury in your own backyard. Each model features a topaz glass ember bed for beautiful flame reflections and colored glass is available for further customization. A single panel door provides easy access to a propane tank and a natural gas conversion kit is included for your convenience. Comes complete with matching burner cover to transform your fire table into a functional table for all your entertaining needs.

Kensington Rectangle

KENS1-BZ

60,000 BTU's

24"h x 55 1/4"w x 35 13/16"d

Natural gas or propane

Kensington Square

KENS2-BZ

60,000 BTU's

24"h x 47 5/8"w x 47 5/8"d

Natural gas or propane

Kensington Round

KENS3-BZ

40,000 BTU's

24"h x 47 5/8" dia.

Natural gas or propane

## Options & Accessories



61851



61850



61855

UV Protected Fitted Covers



Windscreen Rectangle | GPFTR-WNDSCRN



Windscreen Square | GPFTS-WNDSCRN



Windscreen Round | GPFCE-WNDSCRN



Rectangle



Square



Round







The Kensington Square Patioflame® Table



Optional Glass Media Kits  
Blue, Amber, Black, Red, Clear and Topaz (included)

| Name                 | Model    | Overall Dimensions |                  |           | Ember Bed   | Controls         | Ignition                | Warranty       |
|----------------------|----------|--------------------|------------------|-----------|-------------|------------------|-------------------------|----------------|
|                      |          | Height             | Width            | Depth     |             |                  |                         |                |
| Kensington Rectangle | KENS1-BZ | 24"                | 55 1/4"          | 35 13/16" | Topaz glass | On/Off, High/Low | "Easy Start" Electronic | 3 Year Limited |
| Kensington Square    | KENS2-BZ | 24"                | 47 5/8"          | 47 5/8"   | Topaz glass | On/Off, High/Low | "Easy Start" Electronic | 3 Year Limited |
| Kensington Round     | KENS3-BZ | 24"                | 47 5/8" diameter |           | Topaz glass | On/Off, High/Low | "Easy Start" Electronic | 3 Year Limited |

Consult your owner's manual for complete and up-to-date measurements and installation instructions for proper clearances to combustible materials.

# St. Tropez Patioflame® Table Series

Reminisce about the Riviera

Napoleon's St. Tropez outdoor gas Patioflame® table series features a classic, linear design that will match any outdoor décor and take the chill off cool evenings. The St. Tropez Series is constructed of rust-free aluminum for lightweight mobility and corrosion resistance. A stylish topaz glass ember bed reflects the light of the flames warming you and providing a cozy atmosphere. The single panel access door opens to the propane tank for easy tank replacement and a natural gas conversion kit is included for your convenience. Comes with a matching burner cover to provide a larger serving area for entertaining, when not burning.

St. Tropez Rectangle

STTR1-BZ

60,000 BTU's

24"h x 36 1/4"w x 56 1/8"d

Natural gas or propane

St. Tropez Square

STTR2-BZ

60,000 BTU's

24"h x 49 1/4"w x 49 1/4"d

Natural gas or propane

## Options & Accessories



61851



61850

UV Protected Fitted Covers



Wind Screen Rectangle | GPFR-WNDSCRN



Wind Screen Square | GPFS-WNDSCRN



Rectangle



Square





The St. Tropez Square Patioflame® Table



Optional Glass Media Kits  
Blue, Amber, Black, Red, Clear and Topaz (included)

| Name                 | Model    | Overall Dimensions |         |           | Ember Bed   | Controls         | Ignition                | Warranty       |
|----------------------|----------|--------------------|---------|-----------|-------------|------------------|-------------------------|----------------|
|                      |          | Height             | Width   | Depth     |             |                  |                         |                |
| St. Tropez Rectangle | STTR1-BZ | 25"                | 36 1/4" | 56 11/16" | Topaz glass | On/Off, High/Low | "Easy Start" Electronic | 3 Year Limited |
| St. Tropez Square    | STTR2-BZ | 54"                | 49 1/4" | 49 1/4"   | Topaz glass | On/Off, High/Low | "Easy Start" Electronic | 3 Year Limited |

Consult your owner's manual for complete and up-to-date measurements and installation instructions for proper clearances to combustible materials.

# Hamptons Patioflame® Table Series

Modern elegance

A stylish, contemporary design sets the Napoleon Hamptons Series Patioflame® Tables apart from the rest. The beachy – casual construction, and grey color match any décor. Safe and fuel efficient, the Hamptons Series features a thermocouple valve that cuts the gas when flame is interrupted, meaning that if a gust blows the flame out, or you forget to shut the gas when you're done, no gas will be wasted. The beautifully constructed, durable, aluminum surround conveniently hides a gas tank (propane models). Never worry about the weather, drainage holes in the burner pan allow the rain to drain away, and the optional windscreen will protect the flames from the wind. Set your drinks down, converse in comfort and enjoy your outdoor living space. Easily convert your Hamptons Patioflame® Table into a fully functioning table with the included matching cover.

## Hamptons Rectangle

HAMP1-GY

40,000 BTU's

25 3/8"h x 52 1/8"w x 32 1/8"d

Natural gas or propane

## Hamptons Square

HAMP2-GY

40,000 BTU's

25 3/8"h x 41 3/4"w x 41 3/4"d

Natural gas or propane



Rectangle - Grey



Square - Grey

## Options & Accessories



61853



61852

UV Protected Fitted Covers



Wind Screen Rectangle | GPFRE-WNDSCRN



Wind Screen Square | GPFSE-WNDSCRN



The Hamptons Rectangle Patioflame® Table



Optional Glass Media Kits  
Blue, Amber, Black, Red, Clear and Topaz (included)

| Name               | Model    | Overall Dimensions |          |          | Ember Bed   | Controls         | Ignition                | Warranty       |
|--------------------|----------|--------------------|----------|----------|-------------|------------------|-------------------------|----------------|
|                    |          | Height             | Width    | Depth    |             |                  |                         |                |
| Hamptons Rectangle | HAMP1-GY | 25 3/16"           | 52 1/16" | 32 1/16" | Topaz glass | On/Off, High/Low | "Easy Start" Electronic | 3 Year Limited |
| Hamptons Square    | HAMP2-GY | 25 3/16"           | 41 3/4"  | 41 3/4"  | Topaz glass | On/Off, High/Low | "Easy Start" Electronic | 3 Year Limited |

Consult your owner's manual for complete and up-to-date measurements and installation instructions for proper clearances to combustible materials.

# Victorian Patioflame® Table Series

Refined beauty

Classic and elegant, the Napoleon Victorian Rectangular Patioflame® Table is the anchor for your outdoor living space. Gather round and relax with a beautiful ribbon of dancing flame. Safe and fuel efficient, the Victorian Rectangular Patioflame® Table features a Thermocouple valve that cuts the gas when flame is interrupted, meaning that if a gust blows the flame out, or you forget to shut the gas when you're done, no gas will be wasted. The beautifully constructed, durable, aluminum surround conveniently hides a gas tank (propane models). Never worry about the weather, drainage holes in the burner pan allow the rain to drain away, and the optional Wind Screen kit will protect the flames from the wind. Set your drinks down, converse in comfort and enjoy your outdoor living space. Bask in the glow and warmth from the refined beauty of the Victorian Rectangular Patioflame® Table.

Victorian Rectangle

VICT1-BZ

60,000 BTU's

25 3/8"h x 52 3/8"w x 31 7/8"d

Natural gas or propane

Victorian Square

VICT2-BZ

60,000 BTU's

25 3/8"h x 41 1/16"w x 41 1/16"d

Natural gas or propane

Victorian Round

VICT3-BZ

40,000 BTU's

25 3/8"h x 41 3/8" dia.

Natural gas or propane



Rectangle



Square



Round

## Options & Accessories



61851



61850



61854

UV Protected Fitted Covers



Windscreen Rectangle | GPFTR-WNDSCRN



Windscreen Square | GPFTR-WNDSCRN



Windscreen Round | GPFCE-WNDSCRN





The Victorian Round Patioflame® Table



Optional Glass Media Kits  
Blue, Amber, Black, Red, Clear and Topaz (included)

| Name                | Model    | Overall Dimensions |                  |         | Ember Bed   | Controls         | Ignition                | Warranty       |
|---------------------|----------|--------------------|------------------|---------|-------------|------------------|-------------------------|----------------|
|                     |          | Height             | Width            | Depth   |             |                  |                         |                |
| Victorian Rectangle | VICT1-BZ | 25 3/8"            | 52 3/8"          | 31 7/8" | Topaz glass | On/Off, High/Low | "Easy Start" Electronic | 3 Year Limited |
| Victorian Square    | VICT2-BZ | 25 3/8"            | 41 1/8"          | 41 1/8" | Topaz glass | On/Off, High/Low | "Easy Start" Electronic | 3 Year Limited |
| Victorian Round     | VICT3-BZ | 25 3/8"            | 41 3/8" diameter |         | Topaz glass | On/Off, High/Low | "Easy Start" Electronic | 3 Year Limited |

Consult your owner's manual for complete and up-to-date measurements and installation instructions for proper clearances to combustible materials.

# Muskoka Patioflame® Table Series

## Cottage Lifestyle

Feel the ambiance of cottage life while enjoying the warmth of an open fire with the Napoleon Muskoka Patioflame® Table Series. Coming in both square and rectangular shapes, the cast aluminum frames make these tables lightweight, and along with the all stainless steel burner construction, incredibly durable. Never worry about the weather, drainage holes in the stainless steel burner pan allow the rain to drain away, and the optional Windscreen kit protects the flames. Safe and fuel efficient, the Muskoka Patioflame® Table Series features a Thermocouple valve that cuts the gas when the flames are interrupted by wind, or if the gas is left on. Embrace the cottage lifestyle.

### Muskoka Rectangle

MUSK1-BZ

60,000 BTU's

24 5/8"h x 36 1/4"w x 56 11/16"d

Natural gas or propane

### Muskoka Square

MUSK2-BZ

60,000 BTU's

24 5/8"h x 49 3/16"w x 49 3/16"d

Natural gas or propane



Rectangle



Square

## Options & Accessories



61853



61852

UV Protected Fitted Covers



Windscreen Rectangle | GPFR-WNDSCRN



Windscreen Square | GPFS-WNDSCRN







The Muskoka Rectangle Patioflame® Table



Optional Glass Media Kits  
Blue, Amber, Black, Red, Clear and Topaz (included)

| Name              | Model    | Overall Dimensions |          |           | Ember Bed   | Controls         | Ignition                | Warranty       |
|-------------------|----------|--------------------|----------|-----------|-------------|------------------|-------------------------|----------------|
|                   |          | Height             | Width    | Depth     |             |                  |                         |                |
| Muskoka Rectangle | MUSK1-BZ | 24 5/8"            | 36 1/4"  | 56 11/16" | Topaz glass | On/Off, High/Low | "Easy Start" Electronic | 3 Year Limited |
| Muskoka Square    | MUSK2-BZ | 24 5/8"            | 49 3/16" | 49 3/16"  | Topaz glass | On/Off, High/Low | "Easy Start" Electronic | 3 Year Limited |

Consult your owner's manual for complete and up-to-date measurements and installation instructions for proper clearances to combustible materials.

# Stainless Steel Built-in Burner Kits

Design your dream outdoor fire display

Perfect your space with Napoleon's Patioflame® Burner Kits. These unique kits allow you to install a gas burning fire pit into a noncombustible base that suits your outdoor living area. A modern work of art, the Patioflame® Burner Kits produce rippling flames that flow from multiple burner ports for the most realistic display. Bring the excitement of a custom outdoor fire pit to your home with Napoleon's Patioflame® Burner Kit to experience the ambiance only the glow of a fire can provide. Your backyard oasis isn't complete without one.

Linear Burner Kit  
GPFL48

60,000 BTU's  
5 1/2"h x 47 1/2"w x 13 1/2"d  
Natural gas or propane

Rectangle Burner Kit  
GPFR60

60,000 BTU's  
2 1/4"h x 33 1/4"w x 11 3/4"d  
Natural gas or propane

Square Burner Kit  
GPFS60

60,000 BTU's  
2 1/2"h x 25 3/4"w x 25 3/4"d  
Natural gas or propane



Optional Glass Media Kits  
Blue, Amber, Black, Red, Clear and Topaz (included)

| Name                 | Model  | Overall Dimensions |         |         | Ember Bed   | Controls         | Ignition                | Warranty       |
|----------------------|--------|--------------------|---------|---------|-------------|------------------|-------------------------|----------------|
|                      |        | Height             | Width   | Depth   |             |                  |                         |                |
| Linear Burner Kit    | GPFL48 | 5 1/2"             | 47 1/2" | 13 1/2" | Topaz glass | On/Off, High/Low | "Easy Start" Electronic | 5 Year Limited |
| Rectangle Burner Kit | GPFR60 | 2 1/4"             | 33 1/4" | 11 3/4" | Topaz glass | On/Off, High/Low | "Easy Start" Electronic | 3 Year Limited |
| Square Burner Kit    | GPFS60 | 2 1/2"             | 25 3/4" | 25 3/4" | Topaz glass | On/Off, High/Low | "Easy Start" Electronic | 3 Year Limited |

Consult your owner's manual for complete and up-to-date measurements and installation instructions for proper clearances to combustible materials.



Linear Burner Kit - GPFL48



Rectangle Burner Kit - GPFR60



Square Burner Kit - GPFS60





The Linear Burner Kit in a custom install application with Topaz ember bed



# NAPOLEON - CELEBRATING OVER 40 YEARS OF HOME COMFORT PRODUCTS



24 Napoleon Road, Barrie, Ontario, Canada L4M 0G8  
103 Miller Drive, Crittenden, Kentucky, USA 41030  
7200 Trans Canada Highway, Montreal, Quebec, Canada H4T 1A3

Tel: 1-866-820-8686  
[napoleonfireplaces.com](http://napoleonfireplaces.com)



Authorized Dealer

Consult your owner's manual for complete installation instructions and proper clearances to combustible materials. Check all local and national building codes and gas regulations. All specifications are subject to change without prior notice due to on-going product improvements. Products may not be exactly as shown. Flame height and activity is influenced by varying vent configurations and may not appear as shown. Napoleon is a registered trademark of Wolf Steel Group Inc. Certified to ANSI Z21.97-2012 / CSA 2.41-2012, OUTDOOR DECORATIVE GAS APPLIANCE STANDARD

Printed in Canada  
ABBROUT 06/2018