

This Owner's Manual is provided and hosted by [Appliance Factory Parts](#).



FANTECH FTC463253 Owner's Manual

**[Shop genuine replacement parts for FANTECH
FTC463253](#)**



[Find Your FANTECH Fan Parts - Select From 108 Models](#)

----- Manual continues below -----

HERO 150H-EC Fr. Air Appliance

Top duct connection HRV, 176 cfm, ENERGY STAR®, EC motors

Item #: 463253

Variant: 120V 1~ 60Hz



- Up to 175 cfm of fresh air
- Integrated MERV8 fresh air filter
- 6" top-mounted duct connections
- Unobstructed front access
- Energy-efficient counter flow core
- Multiple speed operation
- Electronically commutated motors (ECM)
- TurboTouch function boosts exhaust capacity for 20, 40 or 60 minutes

While natural infiltration of fresh air through gaps and cracks in the building envelope offers a certain amount of fresh air, with most new homes this amount of air just is not sufficient. Properly sealed homes require mechanical ventilation to remove excess moisture, odors, and contaminants while providing fresh air for occupants and enhancing comfort.

HERO 150H-EC fresh air appliance provides a controlled way of ventilating a home. It works continuously to supply up to 175 cfm of fresh, filtered air into the building while removing the equal amount of moist, stale air. Up to 80 % of the heat in the extract air is recovered by the heat exchanger and used to heat the fresh air coming from outside. In summer, the energy of extract air transfers to cool the warmer fresh air reducing cooling loads on air conditioning.

The **HERO** features a counterflow core to deliver exceptional heat transfer performance. The product comes with a wall mount, external electrical box with easy connect ports, integrated in-door manometer ports and duct ports with plastic collar shrouds with integrated backdraft for simple fast installation.

HERO 150H-EC is compatible with ECO-TOUCH® Programmable Wall Control.



Technical parameters

Product		
Voltage (nominal)	120	V
Frequency	60	Hz
Phase(s)	1~	
Input power	110	W
Input current	3	A
Air flow	max 176	cfm
Static pressure	0.4	in.wg
Certificate	CSA, HVI, ENERGY STAR	

Dimensions and weights

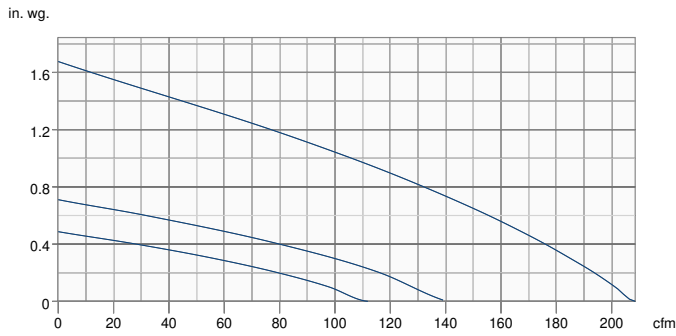
Weight	50.6 lb
--------	---------

Used for

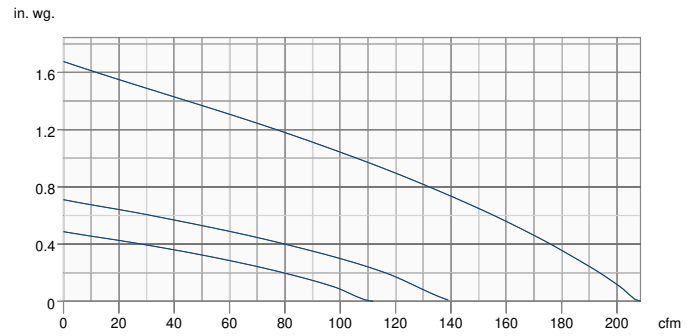
Installation placement	Vertical
------------------------	----------

Performance

Supply - Performance curve



Extract - Performance curve

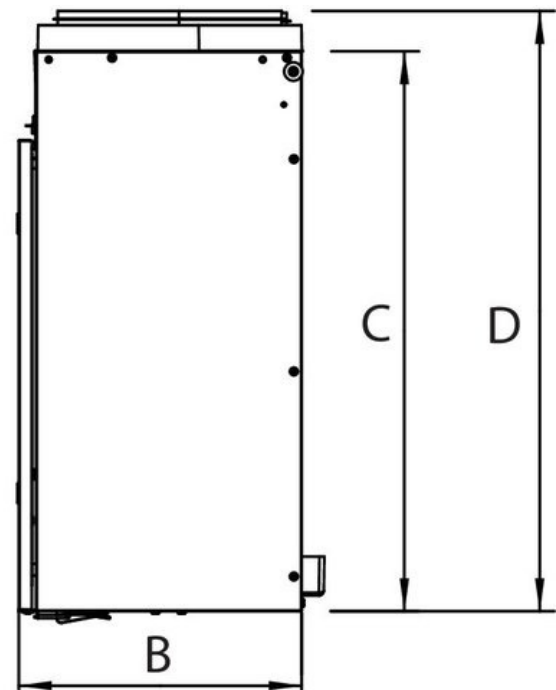
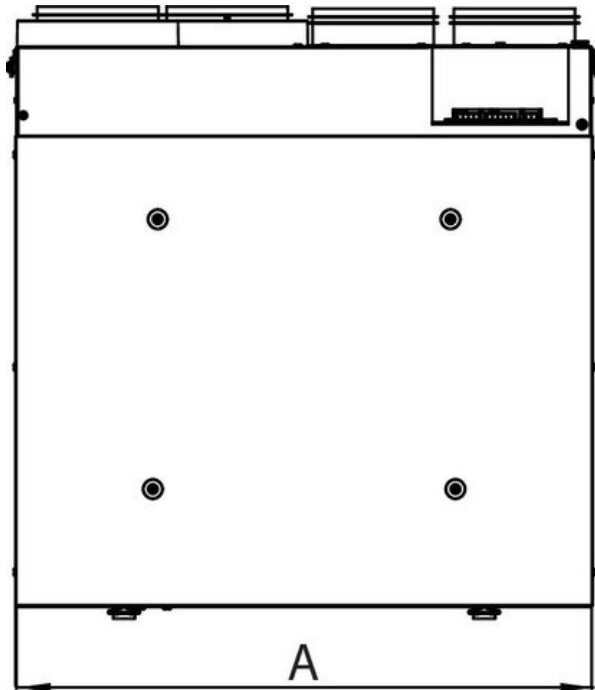


Unit	Supply	Extract
Required air flow	-	-
Working air flow	-	-
Required external pressure	-	-
Working air pressure	-	-
Power	-	-
Current	-	-
Air density	0.075 lb/ft ³	
Fan control - RPM	-	-

Performances

	Supply temperature	Net air flow	Consumed power	Sensible recovery efficiency	Adjusted sensible recovery efficiency	Latent recovery / moisture transfer	Apparent sensible effectiveness
	°F (°C)	cfm (L/s)	W	%	%		%
Heating	32 (0)	70 (33)	30	82	84	0.02	88
	32 (0)	106 (50)	45	75	77	0.01	79
	32 (0)	170 (80)	110	70	74	0.01	77
	-13 (-25)	70 (33)	40	61	62	0.06	86

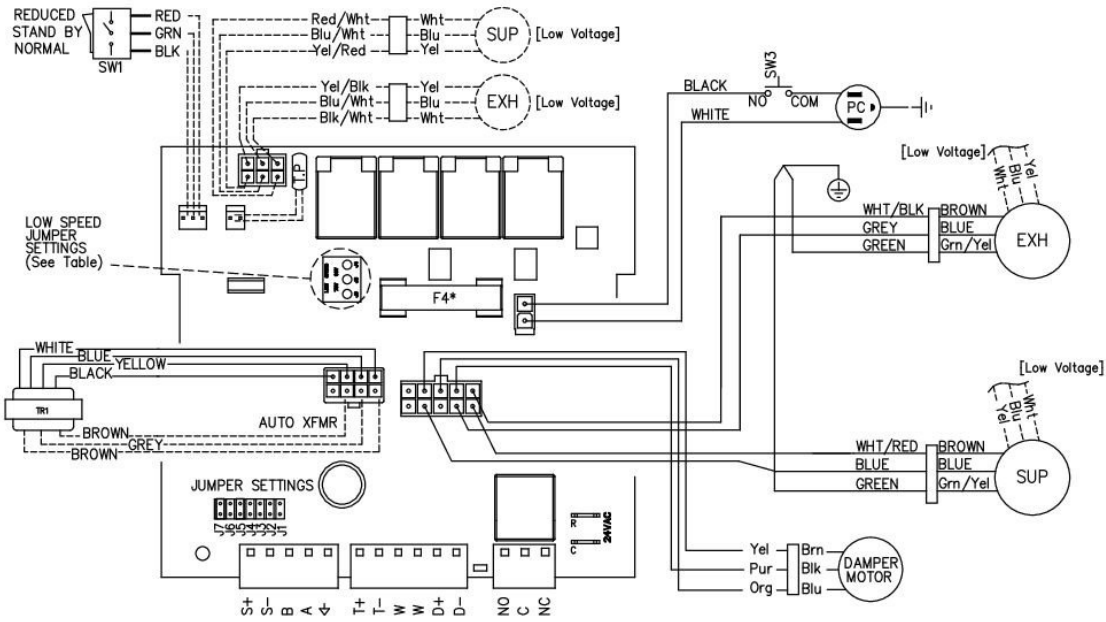
Dimensions



Model	A	B	C	D	Duct Size
HERO 120H	23 1/4 (590)	11 1/2 (291)	22 5/8 (575)	24 1/4 (616)	5 (127)
HERO 150H	27 7/8 (707)	13 3/8 (341)	23 (285)	24 7/8 (626)	6 (152)
HERO 200H	27 7/8 (707)	15 3/8 (391)	23 (285)	24 7/8 (626)	6 (152)
HERO 150H-EC	27 7/8 (707)	13 3/8 (341)	23 (285)	24 7/8 (626)	6 (152)
HERO 250H-EC	27 7/8 (707)	15 3/8 (391)	23 (285)	24 7/8 (626)	6 (152)

Dimensions in inches (mm).

Wiring



*F4 is 8A Fast Acting with I2T > 184
 ----- Low voltage factory wiring
 _____ Line voltage factory wiring

Model	JUMPER SETTINGS							Low Speed Jumper Settings
	J7	J6	J5	J4	J3	J2	J1	
HERO 150H-EC	ON	ON	ON	OFF	OFF	ON	OFF	75V
HERO 250H-EC	ON	ON	ON	OFF	ON	ON	OFF	

Accessories

- CO2RT-R Transmitter (99315)
- ECO-Feel® Auto IAQ Control (414729)
- RTS-W Wireless Timer (414920)
- FIDT 6 Insulated Flex Duct (411064)
- Filter,MERV13,HERO150,Repl.kit (428548)
- MGE 6 Metal Exhaust Grill (411371)
- Contractor Commissioning Kit (463311)
- ECO-Touch® Auto IAQ (414727)
- COM6P Supply and Exhaust Hoods (40222)
- Filter,HEPA,HERO150H,Repl.kit (428551)
- Filter,MERV8,HERO150H,Repl.kit (428526)
- MGS 6 Metal Supply Grill (411242)

Documents

- 444781 HERO 150H-EC Spec Sheet.pdf
- E1934 HERO Brochure.pdf
- E400061 HERO 150H-150H-EC Dimensional Submittal.pdf
- 428486 HERO IOM EN FR.pdf
- HERO Series Spare Part List.pdf
- HERO 150H - 150H-EC Dimensional Drawings.dxf

Specification

Fans

Two (2) electronically commutated motors. The EC fans operate at high efficiency levels and offer a great energy-saving potential not only at full load, but especially at part-load. When operating at part-load, the energy used is much lower than with an AC motor of equivalent output. Reduced energy usage guarantees a drop in operating costs.

Heat Recovery Core

Counterflow heat recovery exchanger built from thermoformed polymer plates covered by a limited lifetime warranty. Core dimensions are 14.4" x 14.4" (366 x 366 mm) with a 12" (305 mm) depth. Our heat exchangers are designed and manufactured to withstand extreme temperature variations.

Defrost

The unit incorporates a unique and quiet internal recirculation defrost that does not depressurize the home during the defrost cycle. A preset defrost sequence is activated when the outdoor temperature falls below 23° F (-5° C) and automatically adjusts itself based on operating conditions. The fan speed is also adjusted automatically to provide a smooth and quiet transition between Ventilation & Defrost mode.

Serviceability

Core, filters, fans and electronic panel can be accessed easily from the access panel. Core conveniently slides out with only 14" (355 mm) clearance.

Duct Connections

6" (152mm) round metal duct connections with rubberized seal.

Case

24 gauge galvanized pre-painted steel corrosion resistant

Insulation

Cabinet is fully insulated with 3/4" (20 mm) high density expanded polystyrene.

Filters

Two (2) washable electrostatic panel type air filters 7.87" (200mm) x 11.81" (300mm) x 0.125" (3mm). An added MERV-8 supply filter is supplied with the unit. MERV-8 dimensions 5.77" x 12.09" x 1.75" (146.5mm x 307mm x 44.5mm)

Warranty

Limited lifetime on counterflow exchanger, 7 year on motors, and 5 year on parts.

Requirements and Standards

- Complies with the UL 1812 requirements regulating the construction and installation of Heat Recovery Ventilators
- Complies with the CSA C22.2 no. 113 Standard applicable to ventilators
- Complies with the CSA F326 requirements regulating the installation of Heat Recovery Ventilators
- Technical data was obtained from published results of test relating to CSA C439 Standards
- HVI certified and ENERGY STAR® qualified*

*This product earned the ENERGY STAR® by meeting strict energy efficiency guidelines set by Natural Resources Canada and the US EPA. This product meets ENERGY STAR requirements only when used in Canada.

To ensure quiet operation of the ENERGY STAR certified H/ERV, each product model must be installed using sound attenuation techniques appropriate for the installation. The way your heat/energy-recovery ventilator is installed can make a significant difference to the electrical energy you use. To minimize the electricity use of the heat/energy recovery ventilator, a stand-alone fully ducted installation is recommended. If you choose a simplified installation that operates your furnace air handler for room-to-room ventilation, an electrically efficient furnace that has an electronically commutated (EC) variable speed blower motor will minimize your electrical energy consumption and operating cost.

Installation of a user-accessible control with your product model will improve comfort and may significantly reduce the product model's energy use.