

This Owner's Manual is provided and hosted by [Appliance Factory Parts](#).



FANTECH FTC99402 Owner's Manual

**[Shop genuine replacement parts for FANTECH
FTC99402](#)**



[Find Your FANTECH Fan Parts - Select From 108 Models](#)

----- Manual continues below -----

HERO 200H Fresh Air Appliance

Item #: 99402

Variant : 120V 1~ 60Hz



Description

- Up to 220 cfm of fresh air
- Integrated MERV8 fresh air filter
- 6" top-mounted duct connections
- Unobstructed front access
- Energy-efficient counter flow core
- Multiple speed operation

While natural infiltration of fresh air thru gaps and cracks in the building envelope offers a certain amount of fresh air, with most new homes this amount of air just is not sufficient. Properly sealed homes require mechanical ventilation to remove excess moisture, odors, and contaminants while providing fresh air for occupants and enhancing comfort.

HERO 200H fresh air appliance provides a controlled way of ventilating a...
Find more details in our online catalogue

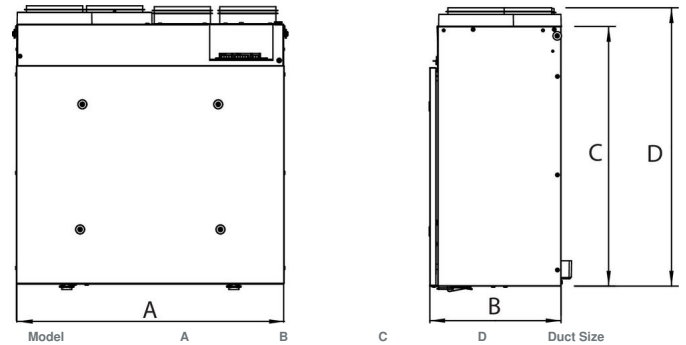
Technical parameters

Product	
Voltage (nominal)	120 V
Frequency	60 Hz
Phase(s)	1~
Input power	210 W
Input current	2 A
Air flow	max 218 cfm
Static pressure	0.4 in.wg
Certificate	CSA, HVI, ENERGY STAR
Dimensions and weights	
Weight	58.5 lb
Used for	
Installation placement	Vertical

Performances

	Supply temperature °F (°C)	Net airflow cfm (L/s)	Consumed power W	Sensible recovery efficiency %	Adjusted sensible recovery efficiency %	Latent recovery / moisture transfer	Apparent sensible effectiveness %
Heat input	32 (0)	85 (40)	88	80	87	0.02	92
	32 (0)	138 (65)	135	75	81	0.00	85
	32 (0)	206 (97)	205	70	77	0.01	79
	-13 (-25)	85 (40)	110	62	66	0.06	89

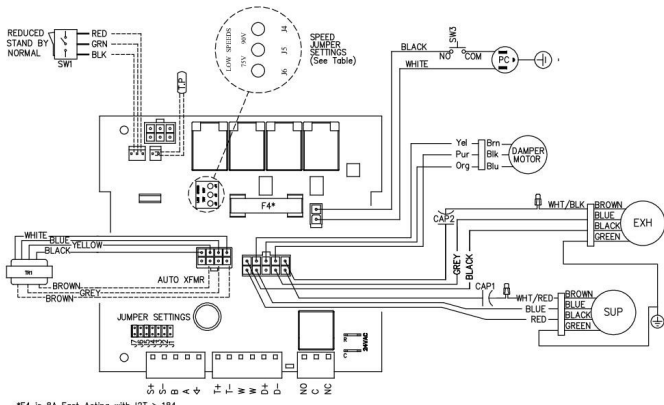
Dimensions



Model	A	B	C	D	Duct Size
HERO 120H	23 1/4 (590)	11 1/2 (291)	22 5/8 (575)	24 1/4 (616)	5 (127)
HERO 150H	27 7/8 (707)	13 3/8 (341)	23 (285)	24 7/8 (626)	6 (152)
HERO 200H	27 7/8 (707)	15 3/8 (391)	23 (285)	24 7/8 (626)	6 (152)
HERO 150H-EC	27 7/8 (707)	13 3/8 (341)	23 (285)	24 7/8 (626)	6 (152)
HERO 250H-EC	27 7/8 (707)	15 3/8 (391)	23 (285)	24 7/8 (626)	6 (152)

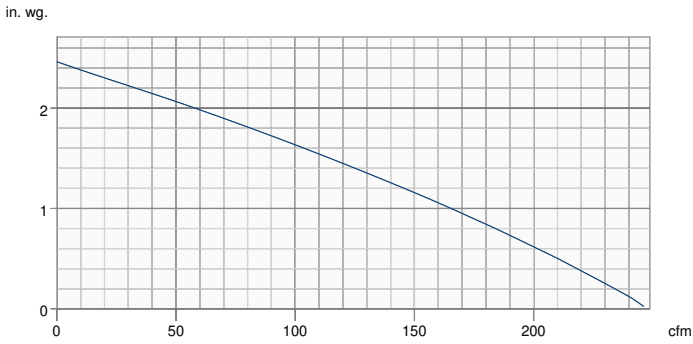
Dimensions in inches (mm).

Wiring

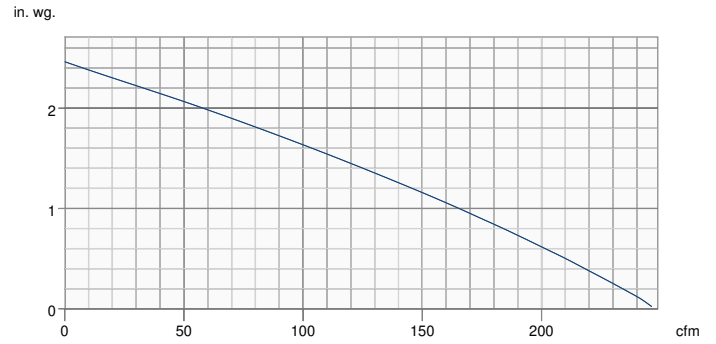


Model	JUMPER SETTINGS						Low Speed Jumper Settings
	J7	J6	J5	J4	J3	J2	
HERO 120H	ON	OFF	OFF	OFF	OFF	ON	ON
HERO 150H	ON	ON	OFF	OFF	OFF	ON	OFF
HERO 200H	ON	ON	OFF	OFF	OFF	ON	OFF

Supply - Performance curve



Extract - Performance curve



Unit	Supply	Extract
Required air flow	-	-
Working air flow	-	-
Required external pressure	-	-
Working air pressure	-	-
Power	-	-
Current	-	-
Air density	0.075 lb/ft³	
Fan control - RPM	-	-

Accessories

CO2RT-R Transmitter (99315)
 ECO-Feel® Auto IAQ Control (414729)
 RTS-W Wireless Timer (414920)
 FIDT 6 Insulated Flex Duct (411064)
 Filter, MERV13, HERO150, Repl. kit (428549)
 MGE 6 Metal Exhaust Grill (411371)

Contractor Commissioning Kit (463311)
 ECO-Touch® Auto IAQ (414727)
 COM6P Supply and Exhaust Hoods (40222)
 Filter, HEPA, HERO200H, Repl. kit (428552)
 Filter, MERV8, HERO200H, Repl. kit (428527)
 MGS 6 Metal Supply Grill (411242)

Documents

444779 HERO 200H Spec Sheet.pdf
E1934 HERO Brochure.pdf
E400062 HERO 200H-250H Dimensional Submittal.pdf
428486 HERO IOM EN FR.pdf
HERO Series Spare Part List.pdf
HERO 200H - 250H-EC Dimensional Drawings.dxf