

This Owner's Manual is provided and hosted by [Appliance Factory Parts](#).



# FANTECH FTC463265 Owner's Manual

[Shop genuine replacement parts for FANTECH  
FTC463265](#)



[Find Your FANTECH Fan Parts - Select From 108 Models](#)

----- Manual continues below -----

# VHR70R ES

## Heat Recovery Ventilator

Product #: 463265



VHR70R ES is a compact HRV specially designed for small residential and multi-residential applications such as condominiums and apartment buildings that require up to 70 CFM continuous principal ventilation. With its flexible and compact top port design incorporating the 5" oval collars with integrated airflow measurement and **EZ-Mount™** wall bracket, it can be installed in small spaces such as 24" closets or above the hot water heater. RESIDENTIAL USE ONLY

### Features

- 5" (125mm) oval duct connections with integrated airflow measurement
- Removable screw terminal for easy connection
- Lightweight: only 32 lbs (14.5 kg) including core
- Super compact size
- Top port design fits in tight spaces
- Includes EZ-Mount™ wall bracket
- Aluminum heat recovery core
- Multiple speed operation
- Internal recirculation defrost

### Optional Controls:

- Eco-Touch<sup>IAQ</sup> – Programmable Touch Screen Wall Control
- ECO-Feel – Automatic IAQ control
- EDF7 – Electronic multi-function dehumidistat
- EDF1R – Multi-function control
- RTS-W – Wireless 20/40/60 timer
- RTS2 – 20 minute timer over-ride
- RTS5 – 20/40/60 minute timer
- MDEH1 – Dehumidistat

### Specifications

- Duct size – 5" (125 mm) oval
- Voltage/Phase – 120/1
- Power rated – 60 W
- Amperage – 1.1 A
- Average airflow – 70 cfm (33 L/s)  
@ 0.4" P<sub>S</sub> (100Pa)

### Fans

Two (2) factory-balanced fans with backward curved blades. Motors come with permanently lubricated, sealed ball-bearings to guarantee long life and maintenance-free operation.

### Heat Recovery Core

Aluminum heat recovery core covered by a limited lifetime warranty. Core dimensions are 8.5" x 8.5" (216 x 216 mm) with a 8" (205 mm) depth. Our heat exchangers are designed and manufactured to withstand extreme temperature variations.

### Winterguard™ Defrost

The VHR70R ES incorporates a unique and quiet internal recirculation defrost that does not depressurize the home during the defrost cycle. A preset defrost sequence is activated when the outdoor temperature falls below 23° F (-5° C) and automatically adjusts itself based on operating conditions. The fan speed is also adjusted automatically to provide a smooth and quiet transition between Ventilation & Defrost mode.

### Serviceability

Core, filters, fans, drain pan and electrical panel can be accessed easily from the access panel. Core conveniently slides out with only 10" (250 mm) clearance.

### Duct Connections

5" (125mm) Oval plastic duct connections with integrated balancing damper and airflow measurement ports.

### Case

24 gauge galvanized pre-painted steel corrosion resistant.

### Insulation

Cabinet is fully insulated with 1" (25 mm) high density expanded polystyrene.

### Filters

Two (2) washable electrostatic panel type air filters 8.5" (216mm) x 8" (205 mm) x 0.125" (3mm).

### Controls

External three (3) position (Reduced/Stand By/Normal) rocker switch that will offer continuous ventilation. Fantech offers a variety of external controls. (see optional controls)

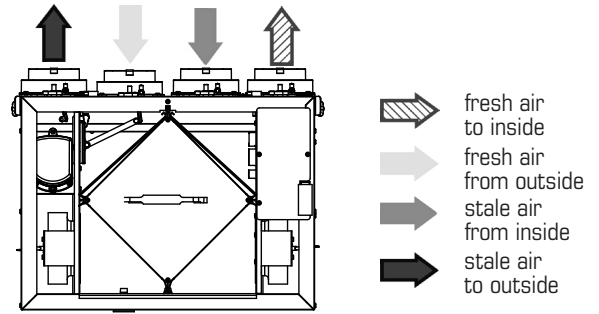
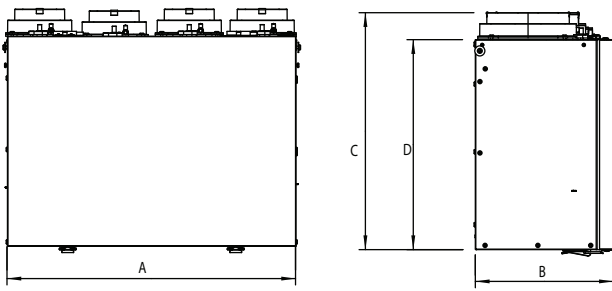
### Drain

1/2" (13mm) OD (outside diameter) drain spout provided, entire bottom of unit covered by drain pan.

### Warranty

Limited lifetime on aluminum core, 7 year on motors, and 5 year on parts.

## Dimensions & Airflow



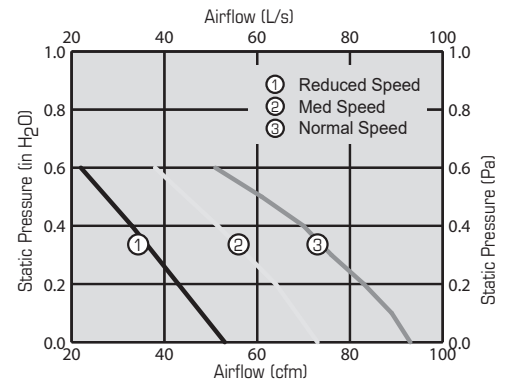
Model	A		B		C		D	
	in	mm	in	mm	in	mm	in	mm
VHR70R ES	21 1/2	546	10 1/4	261	17 3/8	448	15 5/8	397

Clearance of 10" (205mm) in front of the unit is recommended for removal of core. All units feature three foot plug-in power cord with 3-prong plug.

## Ventilation Performance

in. wg. (Pa)	0.1 (25)	0.2 (50)	0.3 (75)	0.4 (100)	0.5 (125)	0.6 (150)
	cfm (L/s)	cfm (L/s)	cfm (L/s)	cfm (L/s)	cfm (L/s)	cfm (L/s)
Net supply airflow	89 (42)	83 (39)	76 (36)	70 (33)	61 (29)	51 (24)
Gross supply airflow	89 (42)	83 (39)	76 (36)	70 (33)	61 (29)	51 (24)
Gross exhaust airflow	87 (41)	81 (38)	74 (35)	68 (32)	59 (28)	49 (23)

\*\* - Balancing Range : 40 cfm (19 L/s) to 80 cfm (38 L/s)  
 - If a balanced flow outside the above range is required, please revisit our product offerings to ensure a properly sized unit is selected



## Energy performance

Heating	Supply temperature		Net airflow		Consumed power	Sensible recovery efficiency	Apparent sensible effectiveness	Latent recovery/moisture transfer
	°F	°C	cfm	L/s	W	%	%	-
	32	0	42	20	35	65	74	0.00
	32	0	64	30	45	63	70	0.00
	32	0	85	40	60	60	67	0.00
	-13	-25	47	22	40	62	77	0.05
	-13	-25	68	32	50	60	72	0.04

## Requirements and standards

- Complies with the UL 1812 requirements regulating the construction and installation of Heat Recovery Ventilators
- Complies with the CSA C22.2 no. 113 Standard applicable to ventilators
- Complies with the CSA F326 requirements regulating the installation of Heat Recovery Ventilators
- Technical data was obtained from published results of test relating to CSA C439 Standards
- HVI certified and ENERGY STAR® qualified\*

\* This product earned the ENERGY STAR® by meeting strict efficiency guidelines set by Natural Resources Canada and the US EPA. It meets ENERGY STAR® requirements only when used in Canada.

## Contacts

Submitted by:	Date:
Quantity:	Model:
Comments:	Project #:
Location:	
Architect:	
Engineer:	Contractor:

## Distributed by:

United States 10048 Industrial Blvd. • Lenexa, KS 66215 • 1.800.747.1762 • www.fantech.net

Canada 50 Kanalfakt Way • Bouctouche, NB E4S 3M5 • 1.800.565.3548 • www.fantech.net

Fantech, reserves the right to modify, at any time and without notice, any or all of its products' features, designs, components and specifications to maintain their technological leadership position.

