


This Owner's Manual is provided and hosted by [Appliance Factory Parts](#).



FANTECH FTC40220 Owner's Manual

[Shop genuine replacement parts for FANTECH
FTC40220](#)



[Find Your FANTECH Fan Parts - Select From 108 Models](#)

----- Manual continues below -----

CM 3000I HEPA Filtration Unit

240 cfm fan powered HEPA system, collar mounted, insulated

Item #: 40220

Variant: 120V 1~ 60Hz

- Suitable for homes up to 2,200 sq ft
- Three levels of filtration
- 99.97% of particles down to 0.3 microns
- Equipped with a 240 cfm fan

Application

Fantech provides an added solution for better indoor air quality with the Whole House HEPA filtration unit. This small, compact unit can be installed on the existing ductwork of your furnace/air handler or can be used as an independent system mounted in the attic, crawl space or closet.

Filtration

It is designed to clean and filter the air in an average 2200 sq. ft. home once an hour. Larger homes will take slightly longer for a complete air change. Mold spores, pet dander, cooking odors, dust, dust mites and their by-products are all captured in a series of three filters. The prefilter collects the largest particles while the carbon filter absorbs odors. The third filter is a true, certified HEPA filter which collects 99.97% of particles down to 0.3 microns.

Models

DM 3000P

The duct mount model features integrated pressure switch, which energizes the unit any time furnace/ air handler operates. Designed with a backplate that allows direct connection of the unit to air handler or furnace.


CM 3000

Collar mount model comes with four collars, two pieces of UL Listed 8" flex duct and hanging chain.

CM 3000i

Insulated unit is used in unconditioned spaces such as attics and garages. Insulated outer shell prevents condensation problems. Kit includes hanging chains.

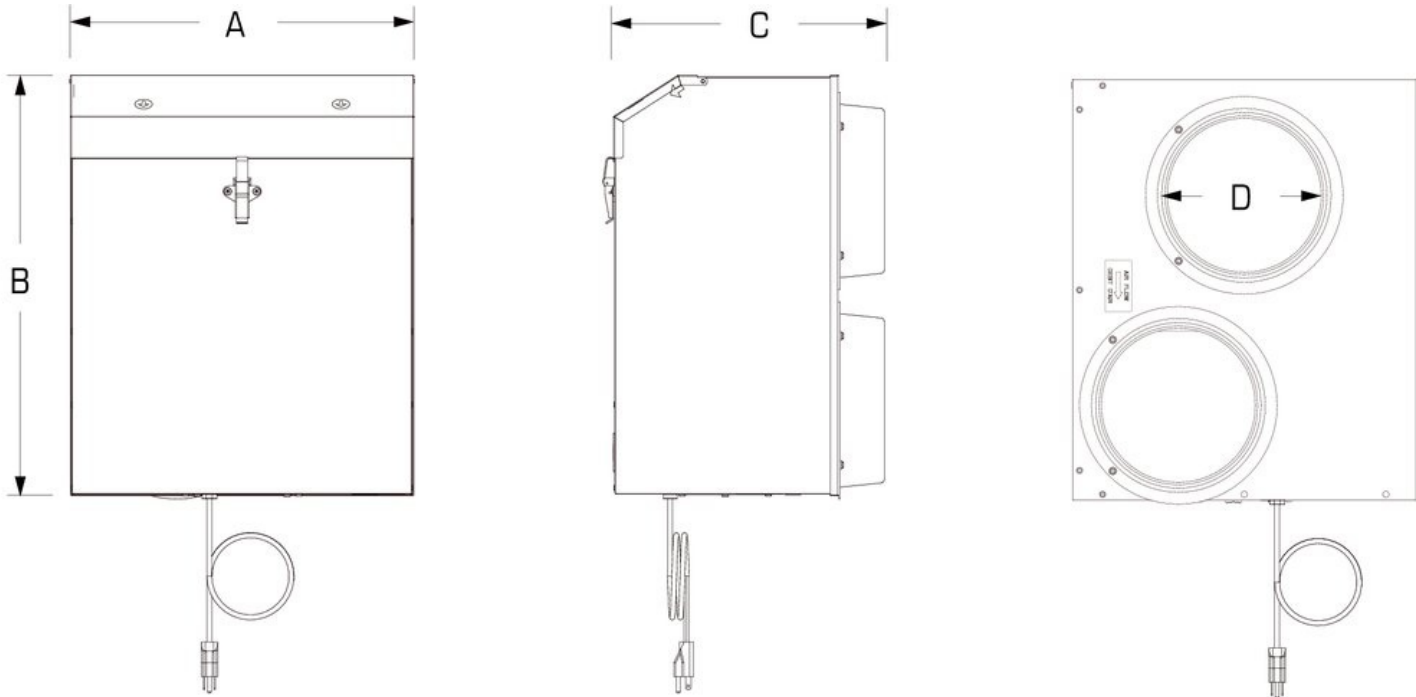
*picture shows the CM3000 or DM3000P



Technical parameters

| Product | | |
|-------------------|-----|-------|
| Voltage (nominal) | 120 | V |
| Frequency | 60 | Hz |
| Phase(s) | 1~ | |
| Input power | 150 | W |
| Input current | 1 | A |
| Air flow | 239 | cfm |
| Static pressure | 0.4 | in.wg |
| Certificate | CSA | |

Dimensions



| Model | A | B | C | D |
|---------|--------------|----------|----------|---------|
| CM3000 | 16 1/4 (413) | 20 (508) | 13 (328) | 8 (203) |
| CM3000i | 16 1/4 (413) | 20 (508) | 13 (328) | 8 (203) |

Dimensional information is in inches (mm).

* CM3000i has 1/4" insulation around the unit.

Accessories

- FTD7 7 Day Digital Timer (49792)
- RPFH1315 Rpl MERV8+Carbon Ftr (40195)
- RHF16 Rpl HEPA Filter (40193)

Documents

- 401482 HEPA CM IOM EN FR.pdf
- HEPA CM-DM Spare Part List.pdf
- 445379 HEPA Spec Sheet.pdf