

This Owner's Manual is provided and hosted by [Appliance Factory Parts](#).



Shop Vac 405EDI-A Owner's Manual

[Shop genuine replacement parts for Shop Vac
405EDI-A](#)



[Find Your Shop Vac Vacuum Cleaner Parts - Select From 487 Models](#)

----- Manual continues below -----

shop·vac®

shop·vac®
INDUSTRIAL

Contractor and Industrial Series

V2



TABLE OF CONTENTS



CONTRACTOR SERIES

CONTRACTOR PORTABLE SERIES	PG. 4
CONTRACTOR SERIES.	PG. 5
CONTRACTOR HEAVY-DUTY SERIES.	PG. 7
CONTRACTOR STAINLESS STEEL SERIES	PG. 8
CONTRACTOR TWO-STAGE SERIES	PG. 9
CONTRACTOR SPECIALTY SERIES.	PG. 10

INDUSTRIAL SERIES

INDUSTRIAL SINGLE-STAGE SERIES.	PG. 11
INDUSTRIAL TWO-STAGE SERIES WITH PLASTIC TOOLS	PG. 13
INDUSTRIAL TWO-STAGE SERIES WITH METAL WANDS	PG. 13
INDUSTRIAL TWO-STAGE HEAVY-DUTY SERIES	PG. 14
INDUSTRIAL SR PREMIUM SERIES	PG. 15
INDUSTRIAL PUMP SERIES.	PG. 16
COMMERCIAL / JAN-SAN / HOTEL SERIES.	PG. 17
INDUSTRIAL SPECIALTY SERIES	PG. 18

ACCESSORIES

1-1/4 IN. (3.2 CM) ACCESSORIES AND HOSES	PG. 20
1-1/2 IN. (3.8 CM) ACCESSORIES AND HOSES	PG. 22
2-1/2 IN. (6.4 CM) ACCESSORIES AND HOSES	PG. 24
CONVERSION UNITS	PG. 25
MISCELLANEOUS ACCESSORIES	PG. 25

FILTERS

DRY FILTERS	PG. 26
WET FILTERS	PG. 27
SPECIALTY FILTERS.	PG. 28
FILTRATION SYSTEM CHART.	PG. 29

CONTRACTOR SERIES

CONTRACTOR PORTABLE SERIES

5890210 PORTABLE 2.5 U.S. GALLON CONTRACTOR VAC



2.5
PEAK HP

130
CFM
AIRFLOW

56" in.
SEALED
PRESSURE
(inches of water)

Catalog # 5890210
Model # K250-C
Capacity 2.5 U.S. Gallon / 9.4 liter*
UPC 0 26282 10001 6
Carton dimensions L: 12-3/8 in. W: 11-1/4 in. H: 16 in.
Cube 1.29
Shipping Weight 9 lbs. / 4.1 kg
Air Watts 220†
Electrical Rating 120V~60Hz 8 Amps
Cord 6 ft. / 1.8 m



- Onboard tool storage
- Wall mountable
- Blower port

1-1/4 in. (3.2 CM) ACCESSORIES & FILTERS

4 ft. (1.2 m) hose	Gulper nozzle	Crevice tool	Wall mounting bracket	FILTER: Small Ultra-Web® cartridge filter

5872810 PORTABLE 5 U.S. GALLON CONTRACTOR VAC



6.0
PEAK HP

193
CFM
AIRFLOW

60" in.
SEALED
PRESSURE
(inches of water)

Catalog # 5872810
Model # H87S600C
Capacity 5 U.S. Gallon / 18.9 liter*
UPC 0 26282 10017 7
Carton dimensions L: 17-1/4 in. W: 14 in. H: 17-3/4 in.
Cube 2.48
Shipping Weight 17 lbs. / 7.7 kg
Air Watts 350†
Electrical Rating 120V~60Hz 11.8 Amps
Cord 20 ft. / 6.1 m



- Tool storage
- Onboard hose storage
- Onboard cord storage
- Blower port

1-1/2 in. (3.8 CM) ACCESSORIES & FILTERS

7 ft. (2.1 m) LockOn® hose	Crevice tool	Claw utility nozzle	1-1/2 in. (3.8 cm) adapter	FILTERS: Small Ultra-Web® cartridge filter and High Efficiency disposable filter bag

5873410 PORTABLE 10 U.S. GALLON CONTRACTOR VAC



6.5
PEAK HP

195
CFM
AIRFLOW

60" in.
SEALED
PRESSURE
(inches of water)

Catalog # 5873410
Model # CH87-650C
Capacity 10 U.S. Gallon / 37.8 liter*
UPC 0 26282 10734 3
Carton dimensions L: 21 in. W: 14-1/2 in. H: 21-1/2 in.
Cube 3.79
Shipping Weight 23 lbs. / 10.4 kg
Air Watts 360†
Electrical Rating 120V~60Hz 12 Amps
Cord 20 ft. / 6.1 m



- Tool storage
- Onboard cord storage
- Blower port
- Quick release removable dolly

1-1/2 in. (3.8 CM) ACCESSORIES & FILTERS

12 ft. (3.7 m) LockOn® hose	(2) extension wands	14 in. (35.6 cm) wet and dry floor nozzle	Crevice tool	Claw utility nozzle	1-1/2 in. (3.8 cm) adapter	FILTERS: Ultra-Web® cartridge filter and High Efficiency disposable filter bag

CONTRACTOR SERIES

9650610 6 U.S. GALLON CONTRACTOR VAC



3.0
PEAK HP

143
CFM
AIRFLOW

57"
SEALED
PRESSURE
(inches of water)

Catalog # 9650610
Model # 14RT300A
Capacity 6 U.S. Gallon / 22.7 liter*
UPC 0 26282 10965 1
Carton dimensions L: 16-3/8 in. W: 16-3/8 in. H: 20-1/2 in.
Cube 3.18
Shipping Weight 18 lbs. / 8.2 kg
Air Watts 240†
Electrical Rating 120V~60Hz 8.4 Amps
Cord 12 ft. / 3.7 m



- Onboard tool storage
- Onboard cord storage
- Blower port

1-1/4 in. (3.2 CM) ACCESSORIES & FILTERS

8 ft. (2.4 m) LockOn® hose with curved end and airflow control	(2) extension wands	10 in. (25.4 cm) wet and dry nozzle	Crevice tool	Gulper nozzle	FILTERS: Ultra-Web® cartridge filter and High Efficiency disposable filter bag

9625010 10 U.S. GALLON CONTRACTOR VAC



4.0
PEAK HP

173
CFM
AIRFLOW

59"
SEALED
PRESSURE
(inches of water)

Catalog # 9625010
Model # 92L400
Capacity 10 U.S. Gallon / 37.8 liter*
UPC 0 26282 96250 8
Carton dimensions L: 18-1/4 in. W: 18-1/4 in. H: 27 in.
Cube 5.2
Shipping Weight 25 lbs. / 11.3 kg
Air Watts 310†
Electrical Rating 120V~60Hz 9.6 Amps
Cord 18 ft. / 5.5 m



- Onboard tool storage basket
- Onboard cord storage
- Blower port
- Tank drain

1-1/2 in. (3.8 CM) ACCESSORIES & FILTERS

12 ft. (3.7 m) LockOn® hose	(2) extension wands	14 in. (35.6 cm) wet and dry floor nozzle	16 in. (40.6 cm) crevice tool	Claw Utility Nozzle	1-1/2 in. (3.8 cm) adapter	FILTERS: Ultra-Web® cartridge filter and High Efficiency disposable filter bag

9625110 12 U.S. GALLON CONTRACTOR VAC



5.0
PEAK HP

190
CFM
AIRFLOW

59"
SEALED
PRESSURE
(inches of water)

Catalog # 9625110
Model # 92L500A
Capacity 12 U.S. Gallon / 45.5 liter*
UPC 0 26282 96251 5
Carton dimensions L: 18-1/4 in. W: 18-1/4 in. H: 29 in.
Cube 5.59
Shipping Weight 27 lbs. / 12.2 kg
Air Watts 340†
Electrical Rating 120V~60Hz 11.3 Amps
Cord 18 ft. / 5.5 m



- Onboard tool storage basket
- Onboard cord storage
- Blower port
- Tank drain

1-1/2 in. (3.8 CM) ACCESSORIES & FILTERS

12 ft. (3.7 m) LockOn® hose	(2) extension wands	14 in. (35.6 cm) wet and dry floor nozzle	16 in. (40.6 cm) crevice tool	Claw utility nozzle	1-1/2 in. (3.8 cm) adapter	FILTERS: Ultra-Web® cartridge filter and High Efficiency disposable filter bag

9625210 16 U.S. GALLON CONTRACTOR VAC



6.25
PEAK HP

190
CFM
AIRFLOW

60" in.
SEALED
PRESSURE
(inches of water)

Catalog # 9625210
Model # 92L625C
Capacity 16 U.S. Gallon / 60.5 liter*
UPC 0 26282 96252 2
Carton dimensions L: 19-5/8 in. W: 19-5/8 in. H: 29 in.
Cube 6.46
Shipping Weight 31 lbs. / 14.1 kg
Air Watts 365†
Electrical Rating 120V~60Hz 11.8 Amps
Cord 18 ft. / 5.5 m



- Onboard tool storage basket
- Onboard cord storage
- Blower port
- Tank drain

1-1/2 in. (3.8 cm) ACCESSORIES & FILTERS

12 ft. (3.7 m) LockOn® hose	(2) extension wands	14 in. (35.6 cm) wet and dry floor nozzle	16 in. (40.6 cm) crevice tool	Claw utility nozzle	1-1/2 in. (3.8 cm) adapter	FILTERS: Ultra-Web® cartridge filter and High Efficiency disposable filter bag

9625310 18 U.S. GALLON CONTRACTOR VAC



6.5
PEAK HP

195
CFM
AIRFLOW

60" in.
SEALED
PRESSURE
(inches of water)

Catalog # 9625310
Model # 92L650C
Capacity 18 U.S. Gallon / 68.1 liter*
UPC 0 26282 96253 9
Carton dimensions L: 19-1/2 in. W: 19-1/2 in. H: 30 in.
Cube 6.6
Shipping Weight 32 lbs. / 14.5 kg
Air Watts 390†
Electrical Rating 120V~60Hz 12 Amps
Cord 18 ft. / 5.5 m



- Onboard tool storage basket
- Onboard cord storage
- Blower port
- Tank drain

1-1/2 in. (3.8 cm) ACCESSORIES & FILTERS

12 ft. (3.7 m) LockOn® hose	(2) extension wands	14 in. (35.6 cm) wet and dry floor nozzle	16 in. (40.6 cm) crevice tool	Claw utility nozzle	1-1/2 in. (3.8 cm) adapter	FILTERS: Ultra-Web® cartridge filter and High Efficiency disposable filter bag

9625410 22 U.S. GALLON CONTRACTOR VAC



6.5
PEAK HP

195
CFM
AIRFLOW

60" in.
SEALED
PRESSURE
(inches of water)

Catalog # 9625410
Model # 92L650C
Capacity 22 U.S. Gallon / 83.3 liter*
UPC 0 26282 96254 6
Carton dimensions L: 19-5/8 in. W: 19-5/8 in. H: 33 in.
Cube 7.36
Shipping Weight 32 lbs. / 14.5 kg
Air Watts 390†
Electrical Rating 120V~60Hz 12 Amps
Cord 18 ft. / 5.5 m



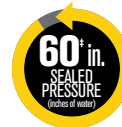
- Onboard tool storage basket
- Onboard cord storage
- Blower port
- Tank drain

1-1/2 in. (3.8 cm) ACCESSORIES & FILTERS

12 ft. (3.7 m) LockOn® hose	(2) extension wands	14 in. (35.6 cm) wet and dry floor nozzle	16 in. (40.6 cm) crevice tool	Claw utility nozzle	1-1/2 in. (3.8 cm) adapter	FILTERS: Ultra-Web® cartridge filter and High Efficiency disposable filter bag

CONTRACTOR HEAVY-DUTY SERIES

9625910 14 U.S. GALLON CONTRACTOR HEAVY-DUTY VAC



Catalog # 9625910
Model # 92L600C
Capacity 14 U.S. Gallon / 53 liter*
UPC 0 26282 96259 1
Carton dimensions L: 18-1/8 in. W: 18-1/8 in. H: 32-1/2 in.
Cube 6.18
Shipping Weight 34 lbs. / 15.4 kg
Air Watts 360†
Electrical Rating 120V~60Hz 11.8 Amps
Cord 18 ft. / 5.5 m

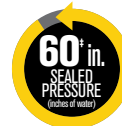


- Transport handle
- 8 in. (20.3 cm) rear wheels
- Onboard cord storage
- Onboard tool storage basket
- Blower port
- Tank drain

1-1/2 in. (3.8 CM) ACCESSORIES & FILTERS

12 ft. (3.7 m) LockOn® hose	(2) extension wands	14 in. (35.6 cm) wet and dry floor nozzle	16 in. (40.6 cm) crevice tool	Claw utility nozzle	1-1/2 in. (3.8 cm) adapter	FILTERS: Ultra-Web® cartridge filter and High Efficiency disposable filter bag

9625710 18 U.S. GALLON CONTRACTOR HEAVY-DUTY VAC



Catalog # 9625710
Model # 92L650C
Capacity 18 U.S. Gallon / 68.1 liter*
UPC 0 26282 96257 7
Carton dimensions L: 19-1/2 in. W: 19-1/2 in. H: 30 in.
Cube 6.6
Shipping Weight 39 lbs. / 17.7 kg
Air Watts 390†
Electrical Rating 120V~60Hz 12 Amps
Cord 18 ft. / 5.5 m

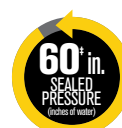


- Transport handle
- 10 in. (25.4 cm) rear wheels
- Onboard cord storage
- Onboard tool storage basket
- Blower port
- Tank drain

1-1/2 in. (3.8 CM) ACCESSORIES & FILTERS

12 ft. (3.7 m) LockOn® hose	(2) extension wands	14 in. (35.6 cm) wet and dry floor nozzle	16 in. (40.6 cm) crevice tool	Claw utility nozzle	1-1/2 in. (3.8 cm) adapter	FILTERS: Ultra-Web® cartridge filter and High Efficiency disposable filter bag

9626710 24 U.S. GALLON CONTRACTOR HEAVY-DUTY VAC



Catalog # 9626710
Model # 92L650C
Capacity 24 U.S. Gallon / 90.8 liter*
UPC 0 26282 10006 1
Carton dimensions L: 19-5/8 in. W: 19-5/8 in. H: 35-1/4 in.
Cube 7.86
Shipping Weight 38 lbs. / 17.2 kg
Air Watts 390†
Electrical Rating 120V~60Hz 12 Amps
Cord 20 ft. / 6.1 m



- Transport handle
- 8 in. (20.3 cm) rear wheels
- Onboard cord storage
- Onboard tool storage basket
- Blower port
- Tank drain

1-1/2 in. (3.8 CM) ACCESSORIES & FILTERS

12 ft. (3.7 m) LockOn® hose	(2) extension wands	14 in. (35.6 cm) wet and dry floor nozzle	16 in. (40.6 cm) crevice tool	Claw utility nozzle	1-1/2 in. (3.8 cm) adapter	FILTERS: Ultra-Web® cartridge filter and High Efficiency disposable filter bag

9626810 32 U.S. GALLON CONTRACTOR HEAVY-DUTY VAC



6.5
PEAK HP

195
CFM
AIRFLOW

60⁺ in.
SEALED
PRESSURE
(inches of water)

Catalog # 9626810
Model # 92L650C
Capacity 32 U.S. Gallon / 121 liter*
UPC 0 26282 10007 8
Carton dimensions L: 25 in. W: 25 in. H: 34-5/8 in.
Cube 12.52
Shipping Weight 56 lbs. / 25.4 kg
Air Watts 390†
Electrical Rating 120V~60Hz 12 Amps
Cord 20 ft. / 6.1 m



- Transport handle
- Pneumatic rear wheels
- Onboard tool storage basket
- Onboard cord storage
- Blower port
- Tank drain

1-1/2 in. (3.8 cm) ACCESSORIES & FILTERS

12 ft. (3.7 m) LockOn® hose	(2) extension wands	14 in. (35.6 cm) wet and dry floor nozzle	16 in. (40.6 cm) crevice tool	Claw utility nozzle	1-1/2 in. (3.8 cm) adapter	FILTERS: Ultra-Web® cartridge filter and High Efficiency disposable filter bag

CONTRACTOR STAINLESS STEEL SERIES

5875110 8 U.S. GALLON CONTRACTOR STAINLESS STEEL VAC



5.5
PEAK HP

195
CFM
AIRFLOW

59⁺ in.
SEALED
PRESSURE
(inches of water)

Catalog # 5875110
Model # 87MT550A
Capacity 8 U.S. Gallon / 30.3 liter*
UPC 0 26282 10008 5
Carton dimensions L: 16-3/8 in. W: 16-3/8 in. H: 21-1/4 in.
Cube 3.3
Shipping Weight 23 lbs. / 10.4 kg
Air Watts 345†
Electrical Rating 120V~60Hz 11.5 Amps
Cord 12 ft. / 3.7 m



- Onboard cord storage
- Blower port
- Tank drain
- Stainless steel tank

1-1/2 in. (3.8 cm) ACCESSORIES & FILTERS

12 ft. (3.7 m) LockOn® hose	(2) extension wands	14 in. (35.6 cm) wet and dry floor nozzle	16 in. (40.6 cm) crevice tool	Claw utility nozzle	1-1/2 in. (3.8 cm) adapter	FILTERS: Ultra-Web® cartridge filter and High Efficiency disposable filter bag

9626510 10 U.S. GALLON CONTRACTOR STAINLESS STEEL VAC



6.5
PEAK HP

195
CFM
AIRFLOW

60⁺ in.
SEALED
PRESSURE
(inches of water)

Catalog # 9626510
Model # 92M650C
Capacity 10 U.S. Gallon / 37.8 liter*
UPC 0 26282 10009 2
Carton dimensions L: 17-1/4 in. W: 17-1/4 in. H: 29-1/2 in.
Cube 5.08
Shipping Weight 34 lbs. / 15.4 kg
Air Watts 390†
Electrical Rating 120V~60Hz 12 Amps
Cord 18 ft. / 5.5 m



- Transport handle
- 8 in. (20.3 cm) rear wheels
- Onboard cord storage
- Onboard tool storage basket
- Blower port
- Stainless steel tank
- Tank drain

1-1/2 in. (3.8 cm) ACCESSORIES & FILTERS

12 ft. (3.7 m) LockOn® hose	(2) extension wands	14 in. (35.6 cm) wet and dry floor nozzle	16 in. (40.6 cm) crevice tool	Claw utility nozzle	1-1/2 in. (3.8 cm) adapter	FILTERS: Ultra-Web® cartridge filter and High Efficiency disposable filter bag

9626610 15 U.S. GALLON CONTRACTOR STAINLESS STEEL VAC



6.5
PEAK HP

195
CFM
AIRFLOW

60"
SEALED
PRESSURE
(inches of water)

Catalog # 9626610
Model # 92L650C
Capacity 15 U.S. Gallon / 56.8 liter*
UPC 0 26282 10010 8
Carton dimensions L: 18-3/4 in. W: 18-3/4 in. H: 32 in.
Cube 6.51
Shipping Weight 46 lbs. / 20.9 kg
Air Watts 390±
Electrical Rating 120V~60Hz 12 Amps
Cord 18 ft. / 5.5 m



- Transport handle
- 10 in. (25.4 cm) rear wheels
- Blower port
- Onboard tool storage basket
- Stainless steel tank
- Tank drain

1-1/2 in. (3.8 CM) ACCESSORIES & FILTERS

12 ft. (3.7 m) LockOn® hose	(2) metal extension wands	14 in. (35.6 cm) metal wet and dry floor nozzle with brush and squeegee inserts	FILTERS: Ultra-Web® cartridge filter and High Efficiency disposable filter bag

CONTRACTOR TWO-STAGE SERIES

6107010 10 U.S. GALLON CONTRACTOR TWO-STAGE VAC



2.0
PEAK HP

100
CFM
AIRFLOW

80"
SEALED
PRESSURE
(inches of water)

Catalog # 6107010
Model # 610B
Capacity 10 U.S. Gallon / 37.8 liter*
UPC 0 26282 10011 5
Carton dimensions L: 16-1/4 in. W: 16-1/4 in. H: 26 in.
Cube 3.97
Shipping Weight 31 lbs. / 14.1 kg
Air Watts 255±
Electrical Rating 120V~60Hz 8.5 Amps
Cord 18 ft. / 5.5 m



- Transport handle
- 8 in. (20.3 cm) rear wheels
- Blower port
- Onboard tool storage basket
- Stainless steel tank

1-1/2 in. (3.8 CM) ACCESSORIES & FILTERS

12 ft. (3.7 m) LockOn® hose	(2) metal extension wands	14 in. (35.6 cm) metal wet and dry floor nozzle with brush and squeegee inserts	FILTERS: Cartridge filter and foam sleeve

9591210 12 U.S. GALLON CONTRACTOR LONG LIFE TWO-STAGE VAC



2.0
PEAK HP

100
CFM
AIRFLOW

80"
SEALED
PRESSURE
(inches of water)

Catalog # 9591210
Model # 92M2S100M
Capacity 12 U.S. Gallon / 45.5 liter*
UPC 0 26282 10002 3
Carton dimensions L: 17-1/4 in. W: 17-1/4 in. H: 28-1/2 in.
Cube 4.91
Shipping Weight 36 lbs. / 16.3 kg
Air Watts 250±
Electrical Rating 120V~60Hz 8 Amps
Cord 18 ft. / 5.5 m



- 5 year motor warranty
- Transport handle
- 8 in. (20.3 cm) rear wheels
- Onboard tool storage
- Onboard cord storage
- Blower port
- Tank drain
- Stainless steel tank

1-1/2 in. (3.8 CM) ACCESSORIES & FILTERS

12 ft. (3.7 m) LockOn® hose	(2) extension wands	14 in. (35.6 cm) wet and dry floor nozzle	16 in. (40.6 cm) crevice tool	Claw utility nozzle	1-1/2 in. (3.8 cm) adapter	FILTERS: Ultra-Web® cartridge filter and High Efficiency disposable filter bag

9591810 18 U.S. GALLON CONTRACTOR LONG LIFE TWO-STAGE VAC



2.0
PEAK HP

100
CFM
AIRFLOW

80⁺ in.
SEALED
PRESSURE
(inches of water)

Catalog # 9591810
Model # 92L2S100M
Capacity 18 U.S. Gallon / 68.1 liter*
UPC 0 26282 10003 0
Carton dimensions L: 19-5/8 in. W: 19-5/8 in. H: 29-1/2 in.
Cube 6.58
Shipping Weight 42 lbs. / 19 kg
Air Watts 250†
Electrical Rating 120V~60Hz 8 Amps
Cord 18 ft. / 5.5 m



1-1/2 in. (3.8 CM) ACCESSORIES & FILTERS

12 ft. (3.7 m) LockOn® hose	(2) extension wands	14 in. (35.6 cm) wet and dry floor nozzle	16 in. (40.6 cm) crevice tool	Claw utility nozzle	1-1/2 in. (3.8 cm) adapter	FILTERS: Ultra-Web® cartridge filter and High Efficiency disposable filter bag

- 5 year motor warranty
- Transport handle
- 8 in. (20.3 cm) rear wheels
- Onboard tool storage basket
- Onboard cord storage
- Blower port
- Tank drain

CONTRACTOR SPECIALTY SERIES

9631410 14 U.S. GALLON BLOWER VAC



6.5
PEAK HP

200
CFM
AIRFLOW

60⁺ in.
SEALED
PRESSURE
(inches of water)

Catalog # 9631410
Model # BLB650C
Capacity 14 U.S. Gallon / 53 liter*
UPC 0 26282 10963 7
Carton dimensions L: 18-1/8 in. W: 18-1/8 in. H: 31-1/2 in.
Cube 5.99
Shipping Weight 29 lbs. / 13.2 kg
Air Watts 385†
Electrical Rating 120V~60Hz 12 Amps
Cord 18 ft. / 5.5 m



1-1/2 in. (3.8 CM) ACCESSORIES

12 ft. (3.7 m) LockOn® hose	(2) extension wands	14 in. (35.6 cm) wet and dry floor nozzle	Crevice tool	Claw utility nozzle	1-1/2 in. (3.8 cm) adapter	(1) blower wand	Blower nozzle	FILTERS: Ultra-Web® cartridge filter and High Efficiency disposable filter bag

2-1/2 in. (6.4 CM) ACCESSORIES & FILTERS

- Detachable blower
- Onboard tool storage basket
- Onboard cord storage
- Tank drain

3880210 2.5 U.S. GALLON TOOLBOX VAC



3.5
PEAK HP

135
CFM
AIRFLOW

53⁺ in.
SEALED
PRESSURE
(inches of water)

Catalog # 3880210
Model # 2TM350A
Capacity 2.5 U.S. Gallon / 9.4 liter*
UPC 0 26282 10388 8
Carton dimensions L: 29 in. W: 14-1/8 in. H: 13-5/8 in.
Cube 3.23
Shipping Weight 22 lbs. / 10 kg
Air Watts 275†
Electrical Rating 120V~60Hz 7.5 Amps
Cord 18 ft. / 5.5 m



1-1/4 in. (3.2 CM) ACCESSORIES & FILTERS

4 ft. (1.2 m) hose	Gulper nozzle	Crevice tool	Round brush	FILTERS: Small Ultra-Web® cartridge filter

Powerful wet and dry vacuum with removable toolbox

- Large carry handle
- Metal locking latches on toolbox
- Vac tools store in toolbox lid
- Storage tray with removable dividers

9625810 10 U.S. GALLON DRYWALL SPECIALTY VAC



5.0
PEAK HP

190
CFM
AIRFLOW

59 in.
SEALED
PRESSURE
(includes all water)

Catalog # 9625810
Model # 92L500A
Capacity 10 U.S. Gallon / 37.8 liter*
UPC 0 26282 96258 4
Carton dimensions L: 18-1/4 in. W: 18-1/4 in. H: 27 in.
Cube 5.2
Shipping Weight 25 lbs. / 11.3 kg
Air Watts 340†
Electrical Rating 120V~60Hz 11.3 Amps
Cord 18 ft. / 5.5 m



- Includes filters for drywall pick up
- Onboard cord storage
- Onboard tool storage basket
- Blower port
- Tank drain

1-1/2 in. (3.8 CM) ACCESSORIES & FILTERS

12 ft. (3.7 m) LockOn® hose	(2) extension wands	14 in. (35.6 cm) wet and dry floor nozzle	16 in. (40.6 cm) crevice tool	Claw utility nozzle	1-1/2 in. (3.8 cm) adapter	FILTERS: CleanStream® cartridge filter, foam sleeve and two High Efficiency disposable filter bags

INDUSTRIAL SERIES

INDUSTRIAL SINGLE-STAGE SERIES

6000110 6 U.S. GALLON INDUSTRIAL SINGLE-STAGE VAC



4.5
PEAK HP

170
CFM
AIRFLOW

62 in.
SEALED
PRESSURE
(includes all water)

Catalog # 6000110
Model # 6045AH
Capacity 6 U.S. Gallon / 22.7 liter*
UPC 0 26282 10012 2
Carton dimensions L: 17 in. W: 17 in. H: 23 in.
Cube 3.85
Shipping Weight 20 lbs. / 9.1 kg
Air Watts 325†
Electrical Rating 120V~60Hz 9 Amps
Cord 18 ft. / 5.5 m



- Blower port
- Stainless steel tank

1-1/4 in. (3.2 CM) ACCESSORIES

7 ft. (2.1 m) hose	(2) extension wands	12 in. (30.4 cm) wet and dry floor nozzle with brush and squeegee inserts	Round brush

2-1/2 in. (6.4 CM) ACCESSORIES & FILTERS

Gulper nozzle	Crevice tool	6 ft. (1.8 m) hose	(2) extension wands	8 in. (20.3 cm) utility nozzle	FILTERS: Cartridge filter and foam sleeve

6000210 10 U.S. GALLON INDUSTRIAL SINGLE-STAGE VAC



4.5
PEAK HP

170
CFM
AIRFLOW

62 in.
SEALED
PRESSURE
(includes all water)

Catalog # 6000210
Model # 6045AH
Capacity 10 U.S. Gallon / 37.8 liter*
UPC 0 26282 10013 9
Carton dimensions L: 16-1/2 in. W: 16-1/2 in. H: 25-1/2 in.
Cube 4.02
Shipping Weight 25 lbs. / 11.3 kg
Air Watts 325†
Electrical Rating 120V~60Hz 9 Amps
Cord 18 ft. / 5.5 m



- Blower port
- Stainless steel tank

1-1/4 in. (3.2 CM) ACCESSORIES

7 ft. (2.1 m) hose	(2) extension wands	12 in. (30.4 cm) wet and dry floor nozzle with brush and squeegee inserts	Round brush

2-1/2 in. (6.4 CM) ACCESSORIES & FILTERS

Gulper nozzle	Crevice tool	6 ft. (1.8 m) hose	(2) extension wands	8 in. (20.3 cm) utility nozzle	FILTERS: Cartridge filter and foam sleeve

9252810 8 U.S. GALLON INDUSTRIAL SINGLE-STAGE VAC



6.5
PEAK HP

185
CFM
AIRFLOW

66" in.
SEALED
PRESSURE
(inches of water)

Catalog # 9252810
Model # QPL650
Capacity 8 U.S. Gallon / 30.3 liter*
UPC 0 26282 92528 2
Carton dimensions L: 16-1/4 in. W: 16-1/4 in. H: 23-1/2 in.
Cube 3.59
Shipping Weight 23 lbs. / 10.4 kg
Air Watts 367±
Electrical Rating 120V~60Hz 9.7 Amps
Cord 18 ft. / 5.5 m



- Onboard tool storage basket
- Tank drain

1-1/4 in. (3.2 CM) ACCESSORIES & FILTERS

8 ft. (2.4 m) LockOn™ hose with hand grip and airflow control	(2) metal extension wands with positive-lock	Dual surface selector nozzle with positive-lock	10 in. (25.4 cm) wet and dry nozzle with positive-lock	Round brush	Gulper nozzle	Crevice tool	FILTERS: Cartridge filter and High Efficiency disposable filter bag

9252910 10 U.S. GALLON INDUSTRIAL SINGLE-STAGE VAC



6.5
PEAK HP

185
CFM
AIRFLOW

66" in.
SEALED
PRESSURE
(inches of water)

Catalog # 9252910
Model # QPL650
Capacity 10 U.S. Gallon / 37.8 liter*
UPC 0 26282 92529 9
Carton dimensions L: 16-1/8 in. W: 16-1/8 in. H: 28 in.
Cube 4.21
Shipping Weight 23 lbs. / 10.4 kg
Air Watts 367±
Electrical Rating 120V~60Hz 9.7 Amps
Cord 18 ft. / 5.5 m



- Onboard tool storage basket
- Tank drain

1-1/4 in. (3.2 CM) ACCESSORIES & FILTERS

8 ft. (2.4 m) LockOn™ hose with hand grip and airflow control	(2) metal extension wands with positive-lock	Dual surface selector nozzle with positive-lock	10 in. (25.4 cm) wet and dry nozzle with positive-lock	Round brush	Gulper nozzle	Crevice tool	FILTERS: Cartridge filter and High Efficiency disposable filter bag

9256010 10 U.S. GALLON INDUSTRIAL STAINLESS STEEL SINGLE-STAGE VAC



6.5
PEAK HP

185
CFM
AIRFLOW

66" in.
SEALED
PRESSURE
(inches of water)

Catalog # 9256010
Model # QPL650
Capacity 10 U.S. Gallon / 37.8 liter*
UPC 0 26282 10014 6
Carton dimensions L: 16-3/4 in. W: 16-3/4 in. H: 32 in.
Cube 5.2
Shipping Weight 32 lbs. / 14.5 kg
Air Watts 367±
Electrical Rating 120V~60Hz 9.7 Amps
Cord 18 ft. / 5.5 m



- Transport handle
- 8 in. (20.3 cm) rear wheels
- Onboard tool storage basket
- Stainless steel tank

1-1/4 in. (3.2 CM) ACCESSORIES & FILTERS

8 ft. (2.4 m) LockOn™ hose with hand grip and airflow control	(2) metal extension wands with positive-lock	Dual surface selector nozzle with positive-lock	10 in. (25.4 cm) wet and dry nozzle with positive-lock	Round brush	Gulper nozzle	Crevice tool	FILTERS: Cartridge filter and High Efficiency disposable filter bag

INDUSTRIAL TWO-STAGE SERIES WITH PLASTIC TOOLS

9623810 12 U.S. GALLON INDUSTRIAL TWO-STAGE VAC




2.5
PEAK HP

100
CFM
AIRFLOW


90 in.
SEALED
PRESSURE
(inches of water)

Catalog # 9623810
Model # 92L2S250
Capacity 12 U.S. Gallon / 45.5 liter*
UPC 0 26282 96238 6
Carton dimensions L: 18-3/8 in. W: 18-3/8 in. H: 29 in.
Cube 5.67
Shipping Weight 32 lbs. / 14.5 kg
Air Watts 280†
Electrical Rating 120V~60Hz 9.5 Amps
Cord 35 ft. / 10.7 m



- Onboard tool storage basket
- Blower port
- Onboard cord storage
- Tank drain

1-1/4 in. (3.2 CM) ACCESSORIES



2-1/2 in. (6.4 CM) ACCESSORIES & FILTERS



9623910 16 U.S. GALLON INDUSTRIAL TWO-STAGE VAC



2.5
PEAK HP

100
CFM
AIRFLOW


90 in.
SEALED
PRESSURE
(inches of water)

Catalog # 9623910
Model # 92L2S250
Capacity 16 U.S. Gallon / 60.5 liter*
UPC 0 26282 96239 3
Carton dimensions L: 19-5/8 in. W: 19-5/8 in. H: 29-3/4 in.
Cube 6.63
Shipping Weight 41 lbs. / 18.6 kg
Air Watts 280†
Electrical Rating 120V~60Hz 9.5 Amps
Cord 35 ft. / 10.7 m



- Transport handle
- Onboard tool storage basket
- 8 in. (20.3 cm) rear wheels
- Blower Port
- Onboard cord storage
- Tank drain

1-1/4 in. (3.2 CM) ACCESSORIES



2-1/2 in. (6.4 CM) ACCESSORIES & FILTERS



INDUSTRIAL TWO-STAGE SERIES WITH METAL WANDS

9622110 12 U.S. GALLON INDUSTRIAL TWO-STAGE VAC



2.5
PEAK HP

100
CFM
AIRFLOW



90 in.
SEALED
PRESSURE
(inches of water)

Catalog # 9622110
Model # 92L2S250
Capacity 12 U.S. Gallon / 45.5 liter*
UPC 0 26282 96221 8
Carton dimensions L: 18-1/8 in. W: 18-1/8 in. H: 27 in.
Cube 5.13
Shipping Weight 31 lbs. / 14.1 kg
Air Watts 280†
Electrical Rating 120V~60Hz 9.5 Amps
Cord 35 ft. / 10.7 m



- Onboard tool storage basket
- Blower port
- Onboard cord storage
- Tank drain

1-1/2 in. (3.8 CM) ACCESSORIES & FILTERS



9624010 10 U.S. GALLON INDUSTRIAL TWO-STAGE VAC



2.5
PEAK HP

100
CFM
AIRFLOW

90 in.
SEALED
PRESSURE
(excludes all water)

Catalog # 9624010
Model # 92M2S250
Capacity 10 U.S. Gallon / 37.8 liter*
UPC 0 26282 10016 0
Carton dimensions L: 17-1/4 in. w: 17-1/4 in. H: 32-1/2 in.
Cube 5.6
Shipping Weight 42 lbs. / 19.1 kg
Air Watts 280†
Electrical Rating 120V~60Hz 9.5 Amps
Cord 35 ft. / 10.7 m



- Transport handle
- Onboard tool storage basket
- 8 in. (20.3 cm) rear wheels
- Blower port
- Onboard cord storage

1-1/2 in. (3.8 CM) ACCESSORIES & FILTERS

12 ft. (3.7 m) LockOn® hose	(2) interlocking metal extension wands	14 in. (35.6 cm) deluxe master nozzle with rug, brush and squeegee inserts	6 in. (15.2 cm) utility nozzle	Crevice tool	Round brush	1-1/2 in. (3.8 cm) adapter	FILTERS: Ultra-Web® cartridge filter, High Efficiency disposable filter bag and foam sleeve

INDUSTRIAL TWO-STAGE HEAVY-DUTY SERIES

9700210 10 U.S. GALLON INDUSTRIAL TWO-STAGE HEAVY-DUTY VAC



3.0
PEAK HP

109
CFM
AIRFLOW

105 in.
SEALED
PRESSURE
(excludes all water)

Catalog # 9700210
Model # 970C
Capacity 10 U.S. Gallon / 37.8 liter*
UPC 0 26282 97210 1
Carton dimensions L: 17-1/4 in. w: 17-1/4 in. H: 34 in.
Cube 5.85
Shipping Weight 51 lbs. / 23.1 kg
Air Watts 360†
Electrical Rating 120V~60Hz 11 Amps
Cord 35 ft. / 10.7 m



- Heavy-duty dolly with 10 in. (25.4 cm) rear wheels and transport handle
- Onboard tool storage basket
- Blower port

1-1/2 in. (3.8 CM) ACCESSORIES & FILTERS

12 ft. (3.7 m) LockOn® hose	(2) interlocking metal extension wands	14 in. (35.6 cm) deluxe master nozzle with rug, brush and squeegee inserts	6 in. (15.2 cm) utility nozzle	Crevice tool	Round brush	1-1/2 in. (3.8 cm) adapter	FILTERS: CleanStream® abrasive resistant cartridge filter, High Efficiency disposable filter and foam sleeve

9700410 20 U.S. GALLON INDUSTRIAL TWO-STAGE HEAVY-DUTY VAC



3.0
PEAK HP

109
CFM
AIRFLOW

105 in.
SEALED
PRESSURE
(excludes all water)

Catalog # 9700410
Model # 970C
Capacity 20 U.S. Gallon / 75.7 liter*
UPC 0 26282 97410 5
Carton dimensions L: 18-3/4 in. w: 18-3/4 in. H: 40 in.
Cube 8.14
Shipping Weight 62 lbs. / 28.1 kg
Air Watts 360†
Electrical Rating 120V~60Hz 11 Amps
Cord 35 ft. / 10.7 m



- Heavy-duty dolly with 10 in. (25.4 cm) rear wheels and transport handle
- Onboard tool storage basket
- Blower port

1-1/2 in. (3.8 CM) ACCESSORIES & FILTERS

12 ft. (3.7 m) LockOn® hose	(2) interlocking metal extension wands	14 in. (35.6 cm) deluxe master nozzle with rug, brush and squeegee inserts	6 in. (15.2 cm) utility nozzle	Crevice tool	Round brush	1-1/2 in. (3.8 cm) adapter	FILTERS: CleanStream® abrasive resistant cartridge filter, High Efficiency disposable filter and foam sleeve

9700510 55 U.S. GALLON INDUSTRIAL TWO-STAGE HEAVY-DUTY METAL DRUM VAC



3.0
PEAK HP

109
CFM
AIRFLOW

105⁺
in.
SEALED
PRESSURE
(inches of water)

Catalog # 9700510
Model # 970C
Capacity 55 U.S. Gallon / 208 liter*
UPC 0 26282 97510 2
Carton dimensions L: 25-7/8 in. W: 25-7/8 in. H: 55 in.
Cube 21.31
Shipping Weight 84 lbs. / 38.1 kg
Air Watts 360†
Electrical Rating 120V~60Hz 11 Amps
Cord 35 ft. / 10.7 m



- Large capacity tank
- Steel band dolly

1-1/2 in. (3.8 CM) ACCESSORIES & FILTERS

12 ft. (3.7 m) crush resistant hose	Claw utility nozzle	Right angle connector	FILTERS: Ultra-Web® cartridge filter

9700610 INDUSTRIAL TWO-STAGE WET/DRY HEAD ASSEMBLY



3.0
PEAK HP

109
CFM
AIRFLOW

105⁺
in.
SEALED
PRESSURE
(inches of water)

Catalog # 9700610
Model # 970C
Capacity N/A
UPC 0 26282 97610 9
Carton dimensions L: 25-1/4 in. W: 25-1/4 in. H: 18-1/2 in.
Cube 6.83
Shipping Weight 29 lbs. / 13.2 kg
Air Watts 360†
Electrical Rating 120V~60Hz 11 Amps
Cord 35 ft. / 10.7 m

- Fits 55 U.S. Gallon metal drum.

1-1/2 in. (3.8 CM) ACCESSORIES & FILTERS

12 ft. (3.7 m) crush resistant hose	Claw utility nozzle	Right angle connector	FILTERS: Ultra-Web® cartridge filter

INDUSTRIAL SR PREMIUM SERIES

9241210 12 U.S. GALLON INDUSTRIAL SR VAC



240⁺
CFM
AIRFLOW

70⁺
in.
SEALED
PRESSURE
(inches of water)

Catalog # 9241210
Model # 24LSR002
Capacity 12 U.S. Gallon / 45.5 liter*
UPC 0 26282 92412 4
Carton dimensions L: 17-1/4 in. W: 17-1/4 in. H: 29 in.
Cube 4.99
Shipping Weight 29 lbs. / 13.2 kg
Air Watts 370†
Electrical Rating 120V~60Hz 12 Amps
Cord 18 ft. / 5.5 m



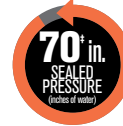
Switch reluctance technology has longer lifetime run time because there are no motor brushes to wear out.

- 10 year motor warranty
- Onboard cord storage
- Onboard tool storage
- Blower port
- Tank drain

2-1/2 in. (3.8 CM) ACCESSORIES & FILTERS

10 ft. (3m) LockOn™ hose	(2) extension wands	14 in. (35.6 cm) wet and dry floor nozzle	Crevice tool	Round elbow brush	8 in. (20.3 cm) utility nozzle	Blower nozzle	Concentrator nozzle	Elbow grip	Hose holder	FILTERS: Ultra-Web® cartridge filter, High Efficiency disposable filter bag and foam sleeve

9241810 18 U.S. GALLON INDUSTRIAL SR VAC



Catalog # 9241810
 Model # 24LSR002
 Capacity 18 U.S. Gallon / 68.1 liter*
 UPC 0 26282 92418 6
 Carton dimensions L: 19-5/8 in. w: 19-5/8 in. H: 34-1/2 in.
 Cube 7.69
 Shipping Weight 41 lbs. / 18.6 kg
 Air Watts 370±
 Electrical Rating 120V~60Hz 12 Amps
 Cord 18 ft. / 5.5 m



Switch reluctance technology has longer lifetime run time because there are no motor brushes to wear out.

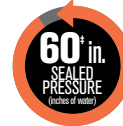
- 10 year motor warranty
- 8 in. (20.3 cm) rear wheels
- Onboard cord storage
- Onboard tool storage basket
- Blower port
- Tank drain

2-1/2 in. (6.4 CM) ACCESSORIES & FILTERS

10 ft. (3 m) LockOn® hose	(2) extension wands	14 in. (35.6 cm) wet and dry floor nozzle	Crevice tool	Round elbow brush	8 in. (20.3 cm) utility nozzle	Blower nozzle	Concentrator nozzle	Elbow grip	Hose holder	FILTERS: Ultra-Web® cartridge filter, High Efficiency disposable filter bag and foam sleeve

INDUSTRIAL PUMP SERIES

9604610 16 U.S. GALLON INDUSTRIAL PUMP VAC



Catalog # 9604610
 Model # 92P650C
 Capacity 16 U.S. Gallon / 60.5 liter*
 UPC 0 26282 96046 7
 Carton dimensions L: 19-5/8 in. w: 19-5/8 in. H: 29-3/4 in.
 Cube 6.63
 Shipping Weight 36 lbs. / 16.3 kg
 Air Watts 375±
 Electrical Rating 120V~60Hz 12 Amps
 Cord 18 ft. / 5.5 m



Pump out feature uses a standard garden hose (not included) to empty liquid water from tank.

- Onboard tool storage basket
- Onboard cord storage
- Blower port
- Tank drain

1-1/4 in. (3.2 CM) ACCESSORIES

2-1/2 in. (6.4 CM) ACCESSORIES & FILTERS

8 ft. (2.4 m) LockOn® hose with curved end and airflow control	(2) extension wands	10 in. (25.4 cm) wet and dry floor nozzle	6 ft. (1.8 m) LockOn® hose	(2) extension wands	14 in. (35.6 cm) wet and dry floor nozzle	8 in. (20.3 cm) utility nozzle	Crevice tool	Concentrator nozzle	Elbow grip	Hose holder	FILTERS: Cartridge filter, High Efficiency disposable filter bag and foam sleeve

9604710 20 U.S. GALLON INDUSTRIAL PUMP VAC



Catalog # 9604710
 Model # 92P650C
 Capacity 20 U.S. Gallon / 75.7 liter*
 UPC 0 26282 96047 4
 Carton dimensions L: 19-5/8 in. w: 19-5/8 in. H: 34-1/2 in.
 Cube 7.69
 Shipping Weight 37 lbs. / 16.8 kg
 Air Watts 375±
 Electrical Rating 120V~60Hz 12 Amps
 Cord 18 ft. / 5.5 m



Pump out feature uses a standard garden hose (not included) to empty liquid water from tank.

- Onboard tool storage basket
- Onboard cord storage
- Blower port
- Tank drain

1-1/4 in. (3.2 CM) ACCESSORIES

2-1/2 in. (6.4 CM) ACCESSORIES & FILTERS

8 ft. (2.4 m) LockOn® hose with curved end and airflow control	(2) extension wands	10 in. (25.4 cm) wet and dry floor nozzle	6 ft. (1.8 m) LockOn® hose	(2) extension wands	14 in. (35.6 cm) wet and dry floor nozzle	8 in. (20.3 cm) utility nozzle	Crevice tool	Concentrator nozzle	Elbow grip	Hose holder	FILTERS: Cartridge filter, High Efficiency disposable filter bag and foam sleeve

9604810 14 U.S. GALLON INDUSTRIAL STAINLESS STEEL PUMP VAC



6.5'
PEAK HP

200'
CFM
AIRFLOW

60" in.
SEALED
PRESSURE
(inches of water)

Catalog # 9604810
Model # 92P650C
Capacity 14 U.S. Gallon / 53 liter*
UPC 0 26282 10015 3
Carton dimensions L: 19-1/2 in. W: 19-1/2 in. H: 32-1/2 in.
Cube 7.15
Shipping Weight 43 lbs. / 19.5 kg
Air Watts 375#
Electrical Rating 120V~60Hz 12 Amps
Cord 18 ft. / 5.5 m



Pump out feature uses a standard garden hose (not included) to empty liquid water from tank.

- Transport handle
- Onboard tool storage basket
- Onboard cord storage
- Blower port
- Tank drain
- Stainless steel tank
- 8 in. (20.3 cm) rear wheels

1-1/4 in. (3.2 CM) ACCESSORIES

2-1/2 in. (6.4 CM) ACCESSORIES & FILTERS

8 ft. (2.4 m) LockOn® hose with curved end and airflow control	(2) extension wands	10 in. (25.4 cm) wet and dry floor nozzle	6 ft. (1.8 m) LockOn® hose	(2) extension wands	14 in. (35.6 cm) wet and dry floor nozzle	8 in. (20.3 cm) utility nozzle	Crevice tool	Concentrator nozzle	Elbow grip	Hose holder	FILTERS: Cartridge filter, High Efficiency disposable filter bag and foam sleeve

COMMERCIAL / JAN-SAN / HOTEL SERIES

9272410 4 U.S. GALLON INDUSTRIAL JAN-SAN LONG LIFE COMMERCIAL VAC



2.0'
PEAK HP

100'
CFM
AIRFLOW

80" in.
SEALED
PRESSURE
(inches of water)

Catalog # 9272410
Model # P11S-2S100
Capacity 4 U.S. Gallon / 15.1 liter*
UPC 0 26282 10004 7
Carton dimensions L: 13-1/2 in. W: 13-1/2 in. H: 25-7/8 in.
Cube 2.73
Shipping Weight 25 lbs. / 11.3 kg
Air Watts 250#
Electrical Rating 120V~60Hz 8 Amps
Cord 35 ft. / 10.7 m



- 5 year motor warranty
- Tool storage bag
- Stainless steel tank
- Blower port

1-1/2 in. (3.8 CM) ACCESSORIES & FILTERS

10 ft. (3 m) crush resistant LockOn® hose	(2) metal extension wands with positive-lock	Dual surface selector nozzle with positive-lock	14 in. (35.6 cm) wet and dry floor nozzle	16 in. (40.6 cm) crevice tool	Round brush	Gulper tool	Tool storage bag	FILTERS: CleanStream® cartridge filter, high efficiency disposable filter bag and foam sleeve

9272610 6 U.S. GALLON INDUSTRIAL JAN-SAN LONG LIFE COMMERCIAL VAC



2.0'
PEAK HP

100'
CFM
AIRFLOW

80" in.
SEALED
PRESSURE
(inches of water)

Catalog # 9272610
Model # P12S-2S100
Capacity 6 U.S. Gallon / 22.7 liter*
UPC 0 26282 10005 4
Carton dimensions L: 14 in. W: 14 in. H: 28-1/2 in.
Cube 3.23
Shipping Weight 24 lbs. / 10.9 kg
Air Watts 250#
Electrical Rating 120V~60Hz 8 Amps
Cord 35 ft. / 10.7 m



- 5 year motor warranty
- Tool storage bag
- Blower port

1-1/2 in. (3.8 CM) ACCESSORIES & FILTERS

10 ft. (3 m) crush resistant LockOn® hose	(2) metal extension wands with positive-lock	Dual surface selector nozzle with positive-lock	14 in. (35.6 cm) wet and dry floor nozzle	16 in. (40.6 cm) crevice tool	Round brush	Gulper tool	Tool storage bag	FILTERS: CleanStream® cartridge filter, high efficiency disposable filter bag and foam sleeve

INDUSTRIAL SPECIALTY SERIES

3942010 5 U.S. GALLON INDUSTRIAL WALL MOUNT VAC



5.0
PEAK HP

150
CFM
AIRFLOW

56 in.
SEALED
PRESSURE
(inches of water)

Catalog # 3942010
Model # 5HM500
Capacity 5 U.S. Gallon / 18.9 liter*
UPC 0 26282 10394 9
Carton dimensions L: 12-7/8 in. w: 12-7/8 in. H: 33-1/4 in.
Cube 3.19
Shipping Weight 22 lbs. / 10 kg
Air Watts 320#
Electrical Rating 120V~60Hz 9 Amps
Cord 18 ft. / 5.5 m



Use on the wall for centralized cleaning or remove from bracket for portable cleaning.

- Tool storage bag

1-1/2 in. (3.8 CM) ACCESSORIES & FILTERS

18 ft. (5.4 m) LockOn® hose	(2) extension wands	12 in. (30.5 cm) wet and dry nozzle with brush and squeegee inserts	Claw utility nozzle	Crevice tool	Round brush	1-1/2 in. (3.8 cm) adapter	Wall mounting bracket	Tool storage bag with wall hook	FILTERS: Small Ultra-Web™ cartridge filter, disposable filter bag and foam sleeve

2850010 2 PEAK HP INDUSTRIAL TWO-STAGE BACKPACK VAC



Dry pick up only.

1-1/2 in. (3.8 CM) ACCESSORIES & FILTERS

5 ft. (1.5 m) crush resistant LockOn® hose	(2) metal extension wands with positive-lock	Dual surface selector nozzle with positive-lock	Crevice tool	6 in. (15.2 cm) utility nozzle	Round brush	(2) adapters	50 ft. (15.2 m) extension cord	FILTERS: Super performance cloth filter and High Efficiency disposable filter

2.0
PEAK HP

95
CFM
AIRFLOW

84 in.
SEALED
PRESSURE
(inches of water)

Catalog # 2850010
Model # BP20TS
Capacity N/A
UPC 0 26282 28500 3
Carton dimensions L: 25-1/2 in. w: 13-1/4 in. H: 12-3/8 in.
Cube 2.42
Shipping Weight 21 lbs. / 9.5 kg
Air Watts 240#
Electrical Rating 120V~60Hz 7.5 Amps
Cord 50 ft. / 15.2 m extension cord



Secures to your back for increased mobility and reach.

- Adjustable harness
- Easy to reach power switch
- Tool storage on harness belt

2860010 6.5 PEAK HP INDUSTRIAL BACKPACK VAC



Dry pick up only.

1-1/4 in. (3.2 CM) ACCESSORIES & FILTERS

4 ft. (1.2 m) LockOn® hose with hand grip and airflow control	(2) metal extension wands with positive-lock	Dual surface selector nozzle with positive-lock	FILTERS: Small cartridge filter and High Efficiency disposable filter

6.5
PEAK HP

210
CFM
AIRFLOW

60 in.
SEALED
PRESSURE
(inches of water)

Catalog # 2860010
Model # SP650C
Capacity N/A
UPC 0 26282 10286 7
Carton dimensions L: 12-3/4 in. w: 11-1/2 in. H: 24-1/2 in.
Cube 2.08
Shipping Weight 18 lbs. / 8.2 kg
Air Watts 390#
Electrical Rating 120V~60Hz 12 Amps
Cord 25 ft. / 7.6 m



Secures to your back for increased mobility and reach.

- Adjustable harness
- Easy to reach power switch
- Tool storage on harness belt

9991910 1.5 PEAK HP INDUSTRIAL HIPPO



Dry pick up only.

1.5¹

PEAK HP

105¹

CFM
AIRFLOW

54¹ in.

SEALED
PRESSURE
(inches of water)

Catalog #	9991910
Model #	B150
Capacity	N/A
UPC	0 26282 91910 6
Carton dimensions	L: 20-5/8 in. W: 10-3/4 in. H: 11 in.
Cube	1.41
Shipping Weight	10 lbs. / 4.5 kg
Air Watts	165#
Electrical Rating	120V~60Hz 6.8 Amps
Cord	.35 ft. / 10.7 m



Light-weight and portable with an adjustable shoulder strap.

- Blower port

1-1/4 in. (3.2 CM) ACCESSORIES & FILTERS

6 ft. (1.8 m) hose with hose coupling	(1) extension wand	6 in. (15.2 cm) utility nozzle	Round brush	Crevice tool	1-1/4 (3.2 cm) to 2-1/2 (6.4 cm) adapter	Shoulder strap	FILTERS: Disposable filter bag and secondary filter

3050010 INDUSTRIAL SHOP SWEEP PUSH SWEEPER



Dry pick up only.

Catalog #	3050010
Model #	305A
Capacity	N/A
UPC	0 26282 35010 7
Carton dimensions	L: 28-1/2 in. W: 27-1/2 in. H: 12-1/4 in.
Cube	5.56
Shipping Weight	50 lbs. / 22.7 kg
Air Watts	N/A
Electrical Rating	N/A
Cord	N/A



Light-weight and easy to maneuver. Cleans dirt, dust and litter from any hard surface.

- 12 in. (30.5 cm) diameter side broom sweeps debris away from walls and curbs
- 27 in. (68.6 cm) wide cleaning path
- Rubber seals provide dust-free operation
- Adjustable main and side brooms

4050010 INDUSTRIAL SHOP SWEEP INDOOR/OUTDOOR LARGE DEBRIS SWEEPER



Dry pick up only.

1.25¹

PEAK HP

Catalog #	4050010
Model #	405EDI-A
Capacity	8 U.S. Gallon / 30.3 liter*
UPC	0 26282 40500 5
Carton dimensions	L: 22 in. W: 16-1/4 in. H: 17 in.
Cube	3.52
Shipping Weight	17 lbs. / 7.7 kg
Air Watts	N/A
Electrical Rating	120V~60Hz 6 Amps
Cord	18 in. / 45.7 cm



Quick and easy cleaning indoors or outdoors. FILTRATION IS DESIGNED FOR LARGE MATERIALS SUCH AS SAWDUST, LEAVES AND SMALL STICKS. IT IS NOT DESIGNED FOR FINE DEBRIS PICK UP.

- 19 in. (48.3 cm) wide nozzle with 1-1/2 in. (3.8 cm) intake
- High airflow double insulated motor with a durable nylon impeller
- Safety switch
- Built-in kick stand

9623710 22 U.S. GALLON INDUSTRIAL SPECIALTY FlipNPour®



2.5
PEAK HP

100
CFM
AIRFLOW

90 in.
SEALED
PRESSURE
(inches of water)

Catalog # 9623710
Model # 92L2S260
Capacity 22 U.S. Gallon / 83.3 liter*
UPC 0 26282 96237 9
Carton dimensions . . . Vac L: 19-5/8 in. w: 19-5/8 in. H: 34-1/2 in.
Dolly L: 25-1/2 in. w: 20-1/2 in. H: 14-3/4 in.
Cube Vac 7.69 Dolly 4.46
Shipping Weight 66 lbs. / 29.9 kg
(weight is the total of both cartons, vac and dolly)
Air Watts 280±
Electrical Rating 120V~60Hz 9.5 Amps
Cord 35 ft. / 10.7 m



FlipNPour® dolly tilts tank for easy emptying of liquids.

- Transport handle
- 10 in. (25.4 cm) rear wheels
- Onboard cord storage
- Onboard tool storage basket
- Blower port
- Tank drain

1-1/2 in. (3.8 cm) ACCESSORIES & FILTERS

12 ft. (3.7 m) LockOn® hose	(2) interlocking metal extension wands	14 in. (35.6 cm) deluxe master nozzle with rug, brush and squeegee inserts	6 in. (15.2 cm) utility nozzle	Crevice tool	Round brush	1-1/2 in. (3.8 cm) adapter	FILTERS: Ultra-Web® cartridge filter, High Efficiency disposable filter bag and foam sleeve

3197010 STICK VACUUM

Dry pick up only.




Catalog # 3197010
Model # STV200-P
Capacity N/A
UPC 0 26282 31970 8
Carton dimensions L: 33-1/4 in. w: 9-1/8 in. H: 9 in.
Cube 1.58
Shipping Weight 13 lbs. / 5.9 kg
Air Watts N/A
Electrical Rating 120V~60Hz 8.2 Amps
Cord 20 ft. / 6.1 m



- Use as a standard stick vacuum or remove the handle to use it as a portable handheld vac.
- Works with the 9195800 motorized floor nozzle (not included).

1-1/4 in. (3.2 cm) ACCESSORIES & FILTERS



4' (1.2 m) hose	(3) extension wands	Dual surface selector nozzle	Crevice tool	Round brush	Gulper nozzle	Shoulder strap	FILTERS: Disposable filter bag and secondary filter






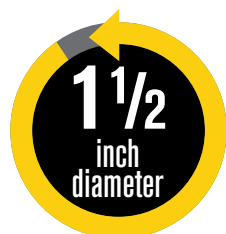
1 1/4
inch
diameter

1-1/4 in. (3.2 cm) ACCESSORIES AND HOSES
















9069800 Turbo Nozzle	9066500 12 in. (30.5 cm) Deluxe Floor Nozzle with Brush and Squeegee Inserts	9060000 6 in. (15.2 cm) Master Nozzle	9060100 6 in. (15.2 cm) Squeegee Insert	9060200 6 in. (15.2 cm) Brush Shoe
An air powered turbine turns a rotary brush to pick up tough to clean dry messes on carpet, stairs, upholstery and in your vehicle.	Use for all purpose wet and dry cleaning.	Ideal for small clean ups and vehicle interiors	Use for wet pick up in conjunction with the 6 in. master nozzle (90600).	Use for dry pick up in conjunction with the 6 in. master nozzle (90600).






















9060300 10 in. (25.4 cm) Master Floor Nozzle	9060400 10 in. (25.4 cm) Brush Shoe	9060500 10 in. (25.4 cm) Squeegee Insert	9060600 10 in. (25.4 cm) Rug Shoe	9061200 Dual Surface Selector Nozzle with Posi-Lock
				
For use with interchangeable 10 in. shoes	Use for dry pick up on smooth surfaces in conjunction with the 10 in. master floor nozzle (90603).	Use for wet pick up in conjunction with the 10 in. master floor nozzle (90603).	Use for dry pick up on carpet surfaces in conjunction with master floor nozzle (90603).	Nozzle with metal bottom has setting for carpet and bare floors.
9061400 14 in. (35.6 cm) Extension Wands (3pc)	9061500 Round Brush	9061600 Crevice Tool	9017900 Flexible Crevice Tool	9018000 Soft Auto Brush
				
Provides longer reach for easier cleaning.	Use on smooth and irregular surfaces.	For cleaning those hard-to-reach places.	Flexible tool to clean hard-to-reach places.	Great for cleaning dry debris from vehicle dash board, furniture, etc.
9018100 Firm Auto Brush	9061900 Gulper Nozzle	9062100 10 in. (25.4 cm) Wet and Dry Floor Nozzle	9063200 Multi Purpose Floor Nozzle	9193400 Drain Hero™
				
Great for cleaning dry debris from vehicle floor mats, venetian blinds, etc.	Ideal for small clean ups and vehicle interiors.	For wide area bulk dry pick up and wet pick up.	Economical nozzle with setting for both carpet and bare floors.	Unclogs sinks, tubs and showers. Retrieves jewelry, valuables and coins.
8011462 Locking Hose End Kit	9056400 4 ft. (1.2 m) Hose	9023800 6 ft. (1.8m) Hose	9050100 7 ft. (2.1 m) Crush resistant hose with airflow control	9032400 18 ft. (5.5 m) Hose
				
Converts friction fit hoses to fit locking tank inlets.	Fits 2.5 gallon, 9.4 liter vac (K250-C).	Fits 2.5 gallon, 9.4 liter vac (K250-C).	Fits standard friction and locking inlets.	Fits standard friction and locking inlets.
9192900 18 ft. (5.5 m) Hose	9056500 8 ft. (2.4 m) Hose with curved hose end and airflow control	9051200 8 ft. (2.4 m) Hose with long extension end	9057100 12 ft. (3.7 m) Quattroflex® flexible hose	8018300 Basic cleaning kit
				
Fits 5 U.S. gallon, 18.9 liter wall mountable vac (model 5HM500).	Fits standard friction and locking inlets.	Fits standard friction and locking inlets.	4 to 1 stretchable hose. Fits standard friction and locking inlets.	Includes: 7 ft. (2.1m) hose, 3 extension wands and 10 in. (25.4 cm) wet and dry floor nozzle.

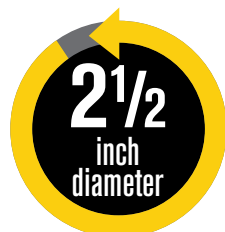
8018900 Micro cleaning kit	9199000 Metal telescoping wand with Posi-Lock	9064300 Cleaning Kit
		
The perfect way to clean your audio/video equipment and vehicles. The kit includes mini versions of our straight wand, curved wand, crevice tool, round brush, oval brush, plus a adapter to attach these tools to your 1-1/4 (3.2 cm) hose.	Extends from 22-1/4 in. (56.5 cm) up to 34-3/4 in. (88.2 cm) for longer reach when needed.	Includes: Round Brush, Gulper Nozzle and Crevice Tool.





















1-1/2 in. (3.8 cm) PLASTIC AND METAL ACCESSORIES AND HOSES

9199800 16 in. (40.6 cm) Crevice Tool	9064400 Round Brush	9064500 Crevice Tool	9017500 6 in. (15.2 cm) Master Nozzle	9065400 14 in. (35.6 cm) Master Nozzle with Posi-Lock
				
For extra long reach to get those really hard-to-reach places.	Use on smooth and irregular surfaces.	For cleaning those hard-to-reach places.	Ideal for small clean ups and vehicle interiors.	For use with interchangeable 14 in. (35.6 cm) shoes.
9065500 14 in. (35.6 cm) Squeegee Shoe	9065600 14 in. (35.6 cm) Brush Shoe	9065700 14 in. (35.6 cm) Rug Shoe	9198400 Adaptor	9198500 Extension Wands (2 pc.)
				
Use for wet pick up in conjunction with the 14 in. (35.6 cm) master nozzle (90654).	Use for dry pick up on smooth surfaces in conjunction with the 14 in. (35.6 cm) master nozzle (90654).	Use for dry pick up on carpeted surfaces in conjunction with the 14 in. (35.6 cm) master nozzle (90654).	Use to connect crevice tool, round brush and 6 in. (15.2 cm) master nozzle to vinyl hose end.	Provides longer reach for easier cleaning.
9198600 12 in. (30.5 cm) Deluxe Floor Nozzle with Brush and Squeegee Insert	8011562 Locking Hose End Kit	9032500 18 ft. (5.5 m) Crush Resistant Hose	9051300 25 ft. (7.6 m) Crush Resistant Hose	9055300 7 ft. (2.1 m) Crush Resistant Hose
				
Use for all purpose wet and dry cleaning.	Converts friction fit hoses to fit locking tank inlets.	Fits standard friction and locking inlets.	Fits standard friction and locking inlets.	Fits standard friction and locking inlets.

9056600 12 ft. (3.7 m) Crush Resistant Hose  <p>Fits standard friction and locking inlets.</p>	9062500 12 ft. (3.7 m) Hose  <p>Fits standard friction and locking inlets.</p>	9196900 25 ft. (7.6 m) Hose  <p>Fits standard friction and locking inlets.</p>	9057300 12 ft. (3.7 m) Quattroflex® Flexible Hose  <p>4 to 1 stretchable hose. Fits standard friction and locking inlets.</p>	9190110 6 in. (15.2 cm) Utility Cleaning Kit  <p>Includes: 6 in. (15.2 cm) master nozzle, brush shoe, squeegee shoe and adapter.</p>
9190300 12 in. (30.5 cm) Deluxe Accessory Kit  <p>Includes: 2 extension wands, curved elbow grip and 12 in. (30.5 cm) deluxe nozzle with brush and squeegee inserts.</p>	9192400 Car Cleaning Kit  <p>Includes: 16 ft. (4.9 m) Quattroflex® flexible hose, claw utility nozzle, crevice tool, round brush, adapter and cloth tool bag. 4 to 1 stretchable hose fits standard friction and locking hoses.</p>	9031500 14 in. (35.6 cm) Metal Master Nozzle  <p>For use with interchangeable 14 in. (35.6 cm) shoes.</p>	9031700 14 in. (35.6 cm) Metal Rug Shoe  <p>Use for dry pick up on carpeted surfaces in conjunction with the 14 in. (35.6 cm) metal master nozzle (90315).</p>	9031800 14 in. (35.6 cm) Metal Brush Shoe  <p>Use for dry pick up on smooth surfaces in conjunction with the 14 in. (35.6 cm) metal master nozzle (90315).</p>
9031600 14 in. (35.6 cm) Metal Squeegee Shoe  <p>Use for wet pick up in conjunction with the 14 in. (35.6 cm) metal master nozzle (90315).</p>	9017400 6 in. (15.2 cm) Metal Gulper Tool  <p>For bulk dry pick up. For use on hose end only.</p>	9017600 15 in. (38.1 cm) Metal Crevice Tool  <p>For extra long reach to get those really hard-to-reach places. For use on hose end only.</p>	9053800 Metal Round Brush  <p>Use on smooth and irregular surfaces. For use on hose end only.</p>	9030800 51 in. (129.5 cm) Chrome Plated Locking Wands (2 pc.)  <p>Provides longer reach for easier cleaning.</p>
8019500 Metal Accessory Kit  <p>Includes: 2 extension wands, round brush, crevice tool, adapter (polypropylene) and 14 in. (35.6 cm) master nozzle with single blade squeegee, rug and brush shoes.</p>	9190010 Industrial / Commercial Cleaning Kit  <p>Includes: 2 metal extension wands, polypropylene round brush, polypropylene crevice tool, polypropylene 6 in. (15.2 cm) master nozzle, polypropylene adapter and polypropylene 14 in. (35.6 cm) master nozzle with rug, brush and squeegee shoes.</p>	9030600 49 in. (124.5 cm) Contractor Metal Extension Wands (2 pc.)  <p>Provides longer reach for easier cleaning.</p>	9064100 14 in. (35.6 cm) Contractor Metal Master Nozzle  <p>Must be used with the Contractor metal extension wands (90306).</p>	9062400 14 in. (35.6 cm) Contractor Squeegee Insert  <p>Use for wet pick up in conjunction with the 14 in. (35.6 cm) Contractor metal master nozzle (90641).</p>
9065300 14 in. (35.6 cm) Contractor Brush Insert  <p>Use for dry pick up in conjunction with the 14 in. (35.6 cm) Contractor metal master nozzle (90641).</p>				



2-1/2 in. (6.4 cm) PLASTIC ACCESSORIES AND HOSES

9067500 8 in. (20.3 cm) Utility Nozzle	9068000 Flange Ferrule	9067700 14 in. (35.6 cm) Wet and Dry Floor Nozzle	9192100 14 in. (35.6 cm) Brush Shoe	9192200 14 in. (35.6 cm) Squeegee Shoe
				
For bulk dry pick up.	For 55 gallon, 208 liter drum vacs.	For wide area bulk dry pick up and wet pick up.	For dry pick up with 14 in. (35.6 cm) nozzle (90677).	For wet pick up with 14 in. (35.6 cm) nozzle (90677).
9067400 Blower/Utility Nozzle	9068300 Concentrator Nozzle	9067800 Crevice Tool	9067900 Right Angle Brush	9068400 40 in. (101.6 cm) Extension Wands (2 pc.)
				
Concentrates airflow for extra cleaning power.	For increased airflow when using vac as a blower.	For cleaning those hard to reach places.	Use on venetian blinds and irregular surfaces.	Provides longer reach for easier cleaning.
9066600 Handle Grip	9063300 Elbow Grip	8011662 Locking Hose End Kit	9050300 8 ft. (2.4 m) Hose	9013400 10 ft. (3 m) Hose
				
For a comfortable hand grip while vacuuming.	For a comfortable hand grip while vacuuming.	Converts friction fit hoses to fit locking tank inlets.	Fits standard friction and locking inlets.	Fits standard friction and locking inlets.
9198900 12 ft. (3.7 m) Hose	9057200 12 ft. (3.7 m) Quattroflex® Flexible Hose	8018200 Deluxe Bulk Dry Pick Up Kit		
				
Fits standard friction and locking inlets.	4 to 1 stretchable hose. Fits standard friction and locking inlets.	Includes: 6 ft. (1.8 m) hose, 2 extension wands, 8 in. (20.3 cm) utility nozzle, 14 in. (35.6 cm) wet/dry floor nozzle and crevice tool.		











CONVERSION UNITS

9068500 2-1/2 in. (6.4 cm) to 1-1/4 in. (3.2 cm) Conversion Unit	9064900 2-1/2 in. (6.4 cm) to 1-1/2 in. (3.8 cm) Conversion Unit	9042800 2-1/2 in. (6.4 cm) Hose Coupling	9014100 1-1/4 in. (3.2 cm) to 1-7/8 in. (4.8 cm) Conversion Unit	9068700 Universal Tool Adaptor	9062700 1-1/2 in. (3.8 cm) to 1-1/4 in. (3.2 cm) Adaptor
					
Allows you to use 1-1/4 in. (3.2 cm) accessories with a 2-1/2 in. (6.4 cm) hose.	Allows you to use 2-1/2 in. (6.4 cm) accessories with a 1-1/2 in. (3.8 cm) hose.	For connecting two 2-1/2 in. (6.4 cm) hoses. Works with standard friction and locking hoses.	Allows you to use 1-1/4 in. (3.2 cm) accessories with a 1-7/8 in. (4.8 cm) Ridgid® hose. <small>This is NOT a product of, nor is sponsored or endorsed by RIDGID Inc. Ridgid® is a registered trademark of RIDGID, Inc.</small>	Use to adapt virtually any tool to work with all Shop-Vac® brand wet/dry vacs.	Allows you to use 1-1/4 in. (3.2 cm) accessories with a 1-1/2 in. (3.8 cm) hose.



MISCELLANEOUS ACCESSORIES

9196000 Air Inflator Nozzle	9196100 Claw Utility Nozzle	9197000 Gutter Cleaning Kit	9198000 Dustless Hand Sander	8012700 Drain to Hose Adaptor Kit
				
Use with hose connected to vacs blower port for fast and easy inflation of air mattresses, etc.	Fast pick up tool. Works with 1-1/4 in. (3.2 cm), 1-1/2 in. (3.8 cm) and 2-1/2 in. (6.4 cm) hoses.	Quickly clear debris from hard to reach gutters and spouting.	Connects to vac to eliminate airborne drywall dust when sanding indoors. Includes: hand sander, 6 ft. (1.8 m) x 1-1/4 in. (3.2 cm) hose, conversion unit and 3 pieces of 1/3 in. sheet assorted grit sandpaper.	Drain liquids from your tank using a standard garden hose (not included).
8017500 Sawdust Collection System	91958 Motorized Floor Nozzle			
				
Collects sawdust and chips from all your stationary tools and attaches to your wet/dry vac using a 2 1/2" hose (sold separately). Includes: (8) 36" clear PVC collection tubes, (6) vacuum gates, (5) tube couplings, (3) 45 degree elbows, (4) tee-y-tings, (2) 90 degree elbows, (10) mounting clamps and mounting hardware.	For use with stick vac (model STV200-P).			



FILTERS – DRY PICK UP

9034900 Pre-Filter (5 pack)	9190510 / Type K High Efficiency Disposable Filter Bag (5 pack)	9190610 / Type L High Efficiency Disposable Filter Bag (5 pack)	9190710 / Type M High Efficiency Disposable Filter Bag (5 pack)	9194600 / Type Q High Efficiency Disposable Filter Bag (2 pack)
Filtration: Fine	Filtration: Fine	Filtration: Fine	Filtration: Fine	Filtration: Fine
Use in conjunction with the 90304 (type U) cartridge filter. Helps keep the cartridge filter from clogging. Use with standard size cartridge filter.	For drywall dust, cold ashes and other fine dust. 95% Efficient at 0.1 micron. Fits 5-8 U.S. gallon, 18.9-30.3 liter vacs	For drywall dust, cold ashes and other fine dust. 95% Efficient at 0.1 micron. Fits 10-14 U.S. gallon, 37.8-59 liter vacs	For drywall dust, cold ashes and other fine dust. 95% Efficient at 0.1 micron. Fits 15-22 U.S. gallon, 56.8-83.3 liter vacs	For drywall dust, cold ashes and other fine dust. 95% Efficient at 0.1 micron. Fits 25 U.S. gallon, 94.6 liter vacs
9034000 / Type W CleanStream® HEPA Cartridge Filter	9034100 / Type II Small CleanStream® HEPA Cartridge Filter	9038010 / Type Y CleanStream® Abrasive Resistant HEPA Cartridge Filter	9039010 / Type Z Ultra-Web® Abrasive Resistant Cartridge Filter	9030700 / Type JJ CleanStream® High Efficiency Cartridge Filter
Filtration: Fine	Filtration: Fine	Filtration: Fine	Filtration: Fine	Filtration: Fine
99.97% efficient down to 0.3 microns. Non-stick surface makes for easy clean up and resists clogging. Reusable. Fits vacs 5 U.S. gallon (18.9 liter) and above, except 5 U.S. gallon (18.9 liter) portable model H87S, 5 U.S. gallon (18.9 liter) wall mount and 6 U.S. gallon (22.7 liter) long life model P12S.	99.97% efficient down to 0.3 microns. Non-stick surface makes for easy clean up and resists clogging. Reusable. Fits 1-4 U.S. gallon (0.8-3.3 liter) vacs, 5 U.S. gallon (18.9 liter) portable model H87S and 5 U.S. gallon (18.9 liter) wall mount vac. Also fits 6 U.S. gallon (22.7 liter) long life model P12S.	99.97% efficient down to 0.1 microns. Non-stick surface makes for easy clean up and resists clogging. Reusable. Fits vacs 5 U.S. gallon (18.9 liter) and above, except 5 U.S. gallon (18.9 liter) portable model H87S, 5 U.S. gallon (18.9 liter) wall mount and 6 U.S. gallon (22.7 liter) long life model P12S.	Up to 5 times more efficient than the standard Shop-Vac® cartridge filter. Cleans up like new for longer life. Reusable. Fits vacs 5 U.S. gallon (18.9 liter) and above, except 5 U.S. gallon (18.9 liter) portable model H87S, 5 U.S. gallon (18.9 liter) wall mount and 6 U.S. gallon (22.7 liter) long life model P12S.	95% efficient down to 0.3 microns. Non-stick surface makes for easy clean up and resists clogging. Fits vacs 5 U.S. gallon (18.9 liter) and above, except 5 U.S. gallon (18.9 liter) portable model H87S, 5 U.S. gallon (18.9 liter) wall mount and 6 U.S. gallon (22.7 liter) long life model P12S.
9010700 / Type S Reusable Dry Filter (3 pack) with mounting Ring	9010200 / Type GG Cloth Filter	9030400 / Type U Cartridge Filter	9039800 / Type AA Small Cartridge Filter	9011300 / Type FF Super Performance Reusable Dry Filter
Filtration: General	Filtration: General	Filtration: General	Filtration: General	Filtration: Medium
Use in conjunction with the foam sleeve to pick up larger debris and dry materials. Economical and washable. Fits most Shop-Vac® brand wet/dry vacs.	Use in conjunction with the foam sleeve to pick up larger debris and dry materials. Made from durable cotton material. Economical and washable. Fits most Shop-Vac® brand wet/dry vacs.	Use to pick up small to large debris. Reusable. Fits vacs 5 U.S. gallon (18.9 liter) and above, except 5 U.S. gallon (18.9 liter) portable model H87S, 5 U.S. gallon (18.9 liter) wall mount and 6 U.S. gallon (22.7 liter) long life model P12S.	Use to pick up small to large debris. Reusable. Fits 1-4 U.S. gallon (0.8-3.3 liter) vacs, 5 U.S. gallon (18.9 liter) portable model H87S and 5 U.S. gallon (18.9 liter) wall mount vac. Also fits 6 U.S. gallon (22.7 liter) long life model P12S.	Use in conjunction with the foam sleeve to pick up larger debris and dry materials. Made from durable Dacron® material. Economical and washable. Fits most Shop-Vac® brand wet/dry vacs.

9011500 / Type EE Super Performance Cloth Filter	9033300 / Type V Antimicrobial Hypoallergenic Ultra-Web® Cartridge Filter	9035000 / Type X Ultra-Web® Cartridge Filter	9039700 / Type BB Small Ultra-Web® Cartridge Filter	9066800 / Type B Disposable Filter Bag (3 pack)
Filtration: Medium 	Filtration: Medium 	Filtration: Medium 	Filtration: Medium 	Filtration: Medium 
Use in conjunction with the foam sleeve to pick up larger debris and dry materials. Made from durable Dacron® material. Economical and washable. Fits most Shop-Vac® brand wet/dry vacs.	Filters airborne allergens and inhibits growth of mold and bacteria. Reusable. Fits vacs 5 U.S. gallon (18.9 liter) and above, except 5 U.S. gallon (18.9 liter) portable model H87S, 5 U.S. gallon (18.9 liter) wall mount and 6 U.S. gallon (22.7 liter) long life model P12S.	Up to 5 times more efficient than the standard Shop-Vac® cartridge filter. Reusable. Fits vacs 5 U.S. gallon (18.9 liter) and above, except 5 U.S. gallon (18.9 liter) portable model H87S, 5 U.S. gallon (18.9 liter) wall mount and 6 U.S. gallon (22.7 liter) long life model P12S.	Up to 5 times more efficient than the standard Shop-Vac® cartridge filter. Reusable. Fits 1-4 U.S. gallon (0.8-3.3 liter) vacs, 5 U.S. gallon (18.9 liter) portable model H87S and 5 U.S. gallon (18.9 liter) wall mount vac. Also fits 6 U.S. gallon (22.7 liter) long life model P12S.	Provides easy removal of debris and keeps the tank clean. Fits 2-2.5 U.S. gallon (7.7-9.4 liter) vacs.

FILTERS – WET PICK UP









9058500 / Type R Foam Sleeve	9052600 / Type CC Small Foam Sleeve	9030400 / Type U Cartridge Filter	9039800 / Type AA Small Cartridge Filter	9033300 / Type V Antimicrobial Hypoallergenic Ultra-Web® Cartridge Filter
				
Use to pick up small to large quantities of liquids. Protects your vac motor from any debris contained in the liquid. Fits vacs 5 U.S. gallon (18.9 liter) and above, except 5 U.S. gallon (18.9 liter) portable model H87S, 5 U.S. gallon (18.9 liter) wall mount and 6 U.S. gallon (22.7 liter) long life model P12S.	Use to pick up small to large quantities of liquids. Protects your vac motor from any debris contained in the liquid. Fits 1-4 U.S. gallon (0.8-3.3 liter) vacs, 5 U.S. gallon (18.9 liter) portable model H87S and 5 U.S. gallon (18.9 liter) wall mount vac. Also fits 6 U.S. gallon (22.7 liter) long life model P12S.	Use to pick up small quantities of liquids. Fits vacs 5 U.S. gallon (18.9 liter) and above, except 5 U.S. gallon (18.9 liter) portable model H87S, 5 U.S. gallon (18.9 liter) wall mount and 6 U.S. gallon (22.7 liter) long life model P12S.	Use to pick up small quantities of liquids. Fits 1-4 U.S. gallon (0.8-3.3 liter) vacs, 5 U.S. gallon (18.9 liter) portable model H87S and 5 U.S. gallon (18.9 liter) wall mount vac. Also fits 6 U.S. gallon (22.7 liter) long life model P12S.	Use to pick up small quantities of liquids. Fits vacs 5 U.S. gallon (18.9 liter) and above, except 5 U.S. gallon (18.9 liter) portable model H87S, 5 U.S. gallon (18.9 liter) wall mount and 6 U.S. gallon (22.7 liter) long life model P12S.
9034000 / Type W CleanStream® HEPA Cartridge Filter	9034100 / Type II Small CleanStream® HEPA Cartridge Filter	9035000 / Type X Ultra-Web® Cartridge Filter	9039700 / Type BB Small Ultra-Web® Cartridge Filter	9038010 / Type Y CleanStream® Abrasive Resistant HEPA Cartridge Filter
				
Use to pick up small quantities of liquids. Fits vacs 5 U.S. gallon (18.9 liter) and above, except 5 U.S. gallon (18.9 liter) portable model H87S, 5 U.S. gallon (18.9 liter) wall mount and 6 U.S. gallon (22.7 liter) long life model P12S.	Use to pick up small quantities of liquids. Fits 1-4 U.S. gallon (0.8-3.3 liter) vacs, 5 U.S. gallon (18.9 liter) portable model H87S and 5 U.S. gallon (18.9 liter) wall mount vac. Also fits 6 U.S. gallon (22.7 liter) long life model P12S.	Use to pick up small quantities of liquids. Fits vacs 5 U.S. gallon (18.9 liter) and above, except 5 U.S. gallon (18.9 liter) portable model H87S, 5 U.S. gallon (18.9 liter) wall mount and 6 U.S. gallon (22.7 liter) long life model P12S.	Use to pick up small quantities of liquids. Fits 1-4 U.S. gallon (0.8-3.3 liter) vacs, 5 U.S. gallon (18.9 liter) portable model H87S and 5 U.S. gallon (18.9 liter) wall mount vac. Also fits 6 U.S. gallon (22.7 liter) long life model P12S.	Use to pick up small quantities of liquids. Fits vacs 5 U.S. gallon (18.9 liter) and above, except 5 U.S. gallon (18.9 liter) portable model H87S, 5 U.S. gallon (18.9 liter) wall mount and 6 U.S. gallon (22.7 liter) long life model P12S.

9039010 / Type Z Ultra-Web® Abrasive Resistant Cartridge Filter

Use to pick up small quantities of liquids. Fits vacs 5 U.S. gallon (18.9 liter) and above, except 5 U.S. gallon (18.9 liter) portable model H87S, 5 U.S. gallon (18.9 liter) wall mount and 6 U.S. gallon (22.7 liter) long life model P12S.

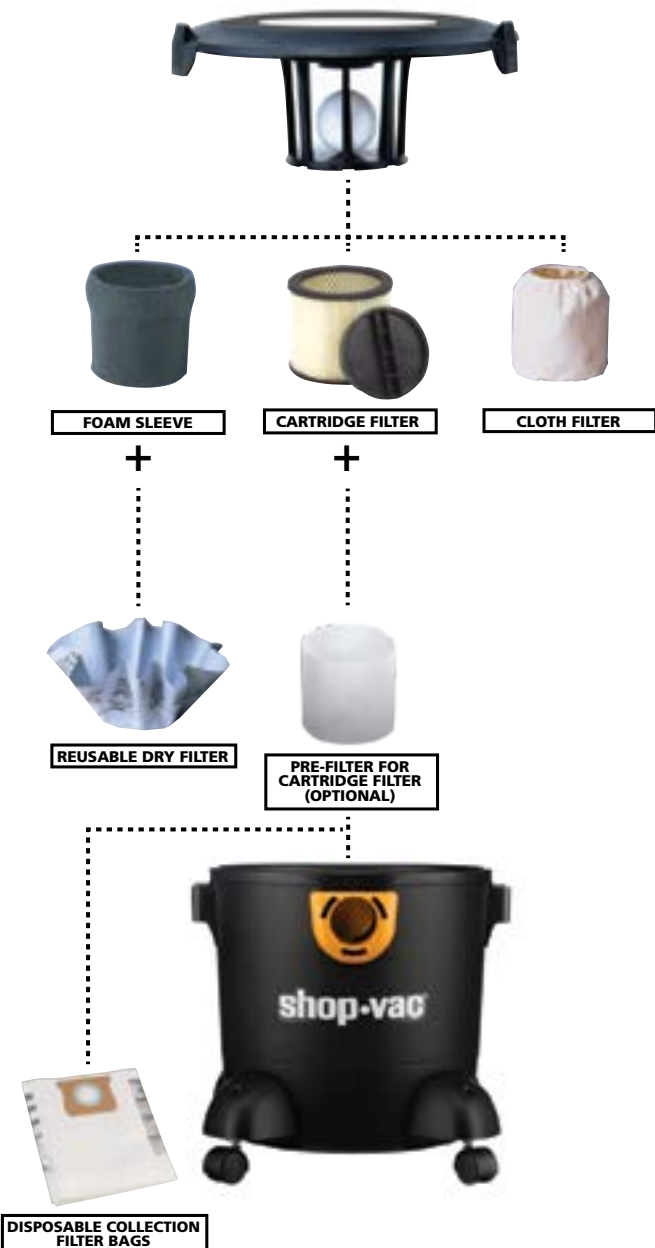


FILTERS – SPECIALTY VACS

9014600 Hippo® 5 Disposable Filter Bags and 1 Secondary Filter	9198800 / Type DD High Efficiency Disposable Filter Bag (2 pack)	9195310 Hepa Cartridge Filter	9191710 High Efficiency Disposable Filter Bag (5 pack)	9191810 Full Cloth Filter
				
For dry pick up only. For use with the Hippo® vac.	For dry pick up only. Fits 2860010 Back Pack Vac (Model SP650C).	99.97% efficient down to 0.3 microns. For dry pick up only. Fits 2850010 Back Pack Vac (Model BP20TS).	For dry pick up only. Fits 2850010 Back Pack Vac (Model BP20TS).	For dry pick up only. Fits 2850010 Back Pack Vac (Model BP20TS).
9195210 Back Pack Filter Kit	9193200 / Type O Disposable Filter Bag (3 pack)	90148 5 Replacement Filter Bags & 1 Secondary Filter		
				
For dry pick up only. Fits 2850010 Back Pack Vac (Model BP20TS).	Provides easy removal of debris and keeps tank clean. Medium filtration. For dry pick up only. Fits 5 U.S. gallon (18.9 liter) wall mount vac.	For use with stick vac (model STV200-P).		



DRY PICK UP



WET PICK UP



The **MOST EFFICIENT FILTRATION** for your wet/dry vacuum is a combination of:

FINE FILTRATION TOP FILTER



FINE FILTRATION TANK FILTER



PLUS

GENERAL HOUSEHOLD FILTRATION

- Large Debris
- Wood Chips
- Nails
- Metal Shavings
- Nuts and Bolts
- Broken Glass
- Gravel

MEDIUM FILTRATION

- Medium to Fine Debris
- Vehicle Interiors
- Household Dirt
- Sand
- Sawdust
- Basement Clean Up
- Garage Floor Debris

FINE FILTRATION

- Fine Dust
- Drywall Dust
- Cold Fireplace Ash
- Cement Dust
- Furnace Clean Up
- Wood Stoves
- Auto Refinishing

PLEASE NOTE: Configuration shown is for standard wet/dry vacs. Specialty vac filters will vary.



SHOP-VAC® CORPORATION is the recognized world leader in wet/dry vacs. While that leadership position was earned first when there were no other manufacturers of wet/dry vacs, we have maintained worldwide respect for more than 50 years by continuing to innovate and advance the technology of wet/dry vacs.

Every one of our products is manufactured to meet our high standards and our customers' high expectations. To ensure that we meet your expectations, we find it helpful to explain the terminology that is used to classify our vacs.

OUR RESEARCH, ENGINEERING AND MANUFACTURING STANDARDS are second to none. In fact, our continuous product improvement program guides our process. Because of that, the specifications listed in this brochure are subject to change without notice. If you have questions about any of our products, please call our customer service department at 1-570-326-3557.

Shop-Vac® Corporation offers the most complete line of vacuum cleaners available for industrial and commercial applications, plus a wide range of accessories that are specifically designed to meet the heavy-duty cleaning needs of the sanitary maintenance professional.

TERMINOLOGY

Horsepower Rating

Peak horsepower is the maximum output horsepower of a motor determined from a laboratory dynamometer test. Since peak horsepower is outside the normal operating range of a vacuum cleaner, it may not be indicative of actual air power differences when comparing two cleaners.

Motor Types

Single-Stage By-Pass Motor

(One vacuum fan)

Single stage motors use just one vacuum impeller to produce a moderate suction pressure (sealed pressure) at a relatively high airflow (CFM) creating a vacuum performance level suitable for home, workshop, and light industrial cleaning applications.

Two-Stage By-Pass Motor

(Two vacuum fans)

Two-stage motors use two vacuum impellers in series which produce a significantly higher suction pressure (sealed pressure) creating a vacuum performance level appropriate for industrial and commercial maintenance applications. Two-stage motors typically operate at lower speeds resulting in longer motor life and quieter operation.

Switch Reluctance (SR) Motor Design

A Switch Reluctance Design is an innovative brushless motor that yields over 5000 hours of life. This construction is controlled by Solid State electronics that monitors the motor performance. The rotor or turning member of the motor is all metal, and has no windings or commutator that could be damaged by centrifugal force generated by high speeds. These motors deliver high performance characteristics in a Wet/Dry Vacuum Cleaner with minimal components to fail during normal operation.



SP (Sealed Pressure)

Suction pressure represents how far up a glass tube a vacuum motor will lift a column of water. This function is measured in inches. Maximum suction pressure or sealed water lift is obtained at zero air flow. Suction pressure decreases as air flow increases.

CFM (Cubic Feet Per Minute)

CFM is a measure of the quantity of air moved by the vacuum motor at a particular system load, such as 2-1/2" orifice. Your actual system load is determined by the type, size and length of the hose used, the accessory tool used and the filter system used. A dirty filter system can drastically affect the suction and air flow. The filters need to be cleaned regularly and replaced as necessary to avoid reduced suction and air flow.

Vacuum Performance

Vacuum performance or air power is the rate of work performed by a vacuum cleaner. Air power is a function of suction and air flow at an operating point. Air power is reduced by dirty filters, leaks and the attachments used.

Double Filtration

A double-filtration system for dry vacuum applications provides optimum performance and clean exhaust air. Double-filtration systems are available for most Shop-Vac® Industrial and commercial vacuums and is standard on many models. The large area and high-efficiency primary filter captures dirt, dust and airborne particles while allowing superior airflow. The secondary filter media filters out additional particles and acts as a back-up to the primary filter.

A WORD ON SAFETY

All Shop-Vac® vacuum cleaner products listed in this catalog have been tested by Underwriters' Laboratories, Inc. and are listed by their testing laboratories as having complied with the strict UL® standards for safety.

A user manual is furnished with each Shop-Vac® vacuum cleaner. Please read it carefully for optimum product performance. It is especially important to review all safety rules and warnings before operating the vacuum cleaner.

SHOP-VAC® INDUSTRIAL WARRANTY

Shop-Vac Corporation warrants its industrial and commercial vacuum cleaners for one year from date of purchase to correct by repair or parts replacement without charge any product defect due to faulty material or workmanship provided the vacuum cleaner is not used for rental service. This warranty does not cover accessories. Customers in the United States: simply return the head assembly (transportation prepaid) to: Attn: Service Center • Shop-Vac Corporation • 2323 Reach Road • Williamsport, PA 17701. Customers in Canada: simply return the complete unit (transportation prepaid) to the Authorized Shop-Vac® Service Center nearest you (a complete list of Authorized Service Centers is included with each vacuum cleaner).

Shop-Vac Corporation

2323 Reach Road, Williamsport, PA 17701 | Phone: 570-326-3557 | Fax: 570-326-7185 | www.shopvac.com

Shop-Vac Canada Ltd.

1770 Appleby Line, Burlington, Ontario, Canada L7L 5P8 | Phone: 905-335-9730 | Fax: 905-335-4181 | www.shopvac.ca

©2016 Shop-Vac Corporation. All rights reserved.

Shop-Vac®, Hippo® and FlipN'Pour® are registered trademarks of the Shop-Vac Corporation.

CleanStream®, GORE-TEX® and GORE® are registered trademarks of W.L. Gore & Associates.

Ultra-Web® is a registered trademark of Donaldson Company, Inc.

Drain Hero™ is a trademark of Nice Life Inc.

†“Peak Horsepower” (PHP) is a term used in the wet-dry vacuum industry for consumer comparison purposes. It does not denote the operational horsepower of a wet-dry vacuum but rather the horsepower output of a motor, including the motor's inertial contribution, achieved in laboratory testing. In actual use, Shop-Vac motors do not operate at the peak horsepower shown.

*Tank capacity refers to actual tank volume, and does not reflect capacity available during operation.

#Performance readings listed are done by Shop-Vac® lab method, not ASTM test method.

SVA0001169